

REBECCA LAMINATES

8-A, National Highway, Morbi-Kandla Highway,
At. Bahadurgadh, Morbi - 363 642.
Dist. Morbi, Gujarat, India.

Mail : info@rebeccalaminates.com

Web : www.rebeccalaminates.com

Call : +91 97129 62848

— THE
WILD BOOK[®]
— A BOOK OF LAMINATES —

JUNGLE CRAFT

THE
WILD BOOK[®]
— A BOOK OF LAMINATES —



JUNGLE CRAFT

NATURE IN EVERY GRAIN

WILD

Strength Inspired by Raw Wilderness
Powerful Modern Interiors.




OUR IDE ENTITY

THE
WILD BOOK[®]
— A BOOK OF LAMINATES —

Welcome To The World Of Rebecca, It's Time To Unveiling A Treasure Trove Of Laminate Designs Inspired By Nature's Exquisite Artistry. Within These Pages, Embark On A Captivating Journey As We Showcase A Mesmerizing Collection That Captures The Essence Of The Wilderness, Its Untamed Beauty, And The Timeless Elegance Of Natural Materials. Laminates Are More Than Just A Surface Covering; They're A Magic Trick For Your Home, Let Them Weave Their Magic And Create Spaces That Reflect The True Essence Of You.



FROM NATURE, TO SURFACE



Inspired by natural layers, grains, raw textures found in wood, earth, forest landscapes.

Natural patterns are carefully studied and transformed into tactile laminate finishes with visual depth.

Raw inspiration meets controlled detailing to achieve harmony between strength and aesthetics.

Designed to withstand daily use while maintaining the warmth and character of natural surfaces.

Each surface reflects nature's form refined through design, precision and modern engineering.

THE WILD BOOK® — A BOOK OF LAMINATES —

ENGINEERED FOR PRECISION, STABILITY, AND LASTING PERFORMANCE,
TECHNICAL EXCELLENCE REFINED FOR ARCHITECTURAL USE.

Lowest Maintenance Efforts



Furniture

Scratch Resistant



Hotel

Soft Touch



Super Market

Resistant To Blending



Industrial

Frost Resistant



Health Care

Antibacterial Surface Hygienic Surge



Kitchen

Chemical & Stain Resistant




Schools & Colleges

Heat Resistant

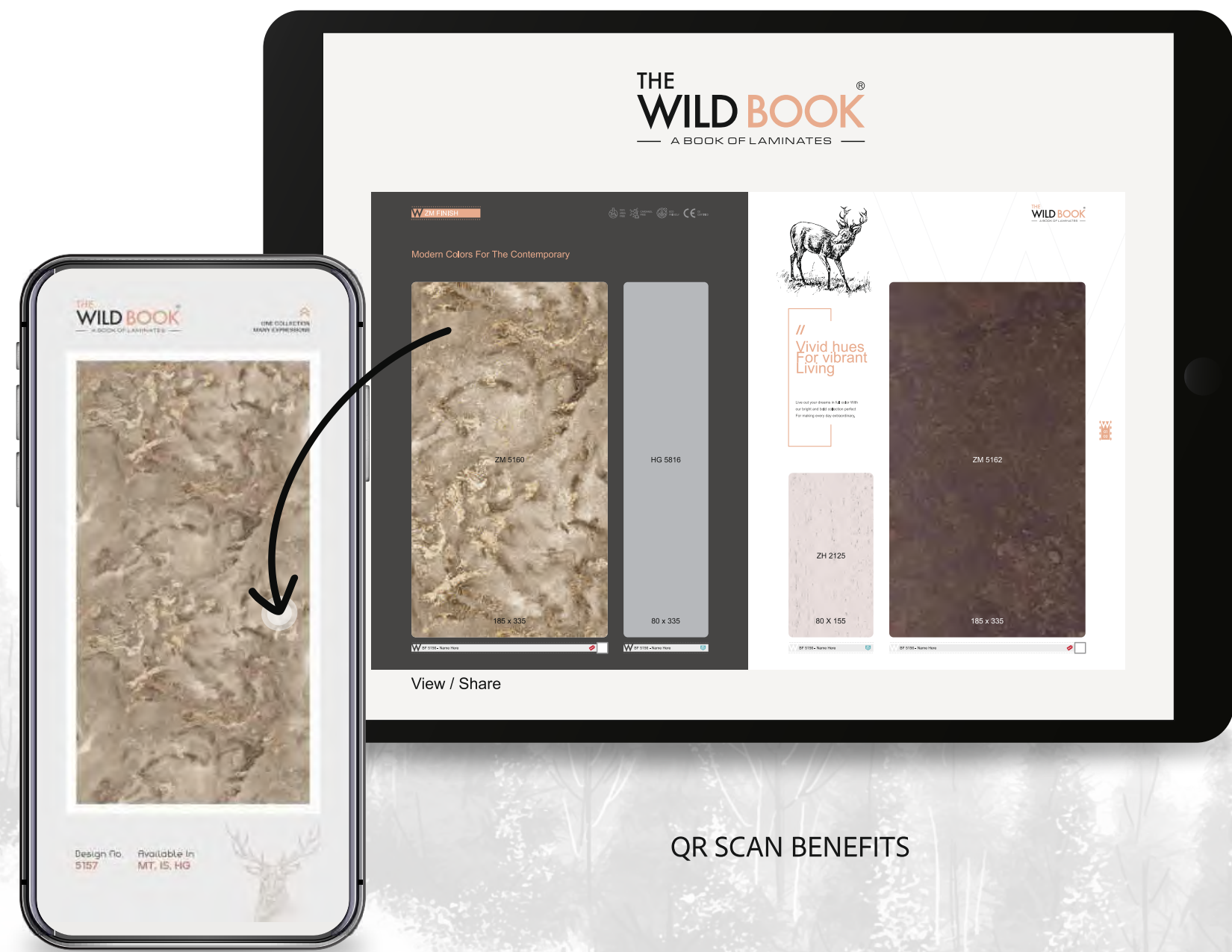


Railways Stations

Ideal for furniture, wall paneling, and interior surfaces,
Engineered to perform across high-use and design-led spaces.



Touch & View Features This Catalogue Is Powered With
Full Sheet | Application Preview



QR SCAN BENEFITS

SCAN-EXPLORE-EXPERIENCE

Interact with every corner From wood grains to glossy surfaces



INTERACTIVE
PDF



FULLSHEET
VIEW




WEBSITE



PERFECTION

IN FORM & Function

- | | | |
|---|-----------------------------|--------------------------|
| 01 HG - GLITTER
HIGH GLOSS GLITTER | 27 ZK
ZEN KRAFT | 54 WD
WOODEN DRAMA |
| 03 ZM
ZM PLAIN COLOR | 29 TN
TRUE NATURAL | 55 SM
STONE MATRIX |
| 04 HG - SOLID
HIGH GLOSS SOLID | 31 ZC-H
ZERO CLUTTER | 57 SU
SERENE VENEER |
| 06 BF
BAMBOO FLUTE | 34 MT
MATTE FINISH | 68 RK
RICH KARRARA |
| 12 ZM
ZERO MATTE | 44 EW
ESSENTIAL WOOD | 69 DO
DUAL ORIGIN |
| 20 ZE
ZERO ELM | 47 CR
CLASSIC RAW | 73 SU
SIMPLE URBAN |
| 24-56 ZH
ZEN WOOD | 49 IS
INFINITE SURFACE | 76 HG
HIGH GLOSS |
| 25 CF
CLASSIC FINISH | 51 BW
BARE WOOD | 97 SF
SUEDE FINISH |





PREMIUM
100%

Neutral tones in modern laminates evoke serene elegance through soft greys, taupes, and subtle warm.

Chromatic

W HIGH GLOSS GLITTER

THE WILD BOOK
— A BOOK OF LAMINATES —

HG 5811

HG 5811 - PEACH SORBET

HG 5803

HG 5803 - TAUPE

HG 5807

HG 5807 - PEACH

HG 5804

HG 5804 - OFF WHITE

- CE CERTIFIED
- 100% UREA FREE
- CARDAMOL FREE
- ECO FRIENDLY LOW VOC-ODOR

HG 5812

HG 5812 - PISTACHIO CREAM

HG 5809

HG 5809 - MINT GREEN

HG 5815

HG 5815 - SAGE BREEZE

HG 5820

HG 5820 - POLAR FROST

HG 5813

HG 5813 - SILVER DUNE

HG 5816

HG 5816 - GRAPHITE SAND

HG 5806

HG 5806 - PALE SMOKE

HG 5810

HG 5810 - MOONLIT HAZE

HG 5805

HG 5805 - OCEAN BREEZE

HG 5818

HG 5818 - MARINE VELVET

HG 5814

HG 5814 - WINTER BREEZE

HG 5817

HG 5817 - LAVENDER SILK

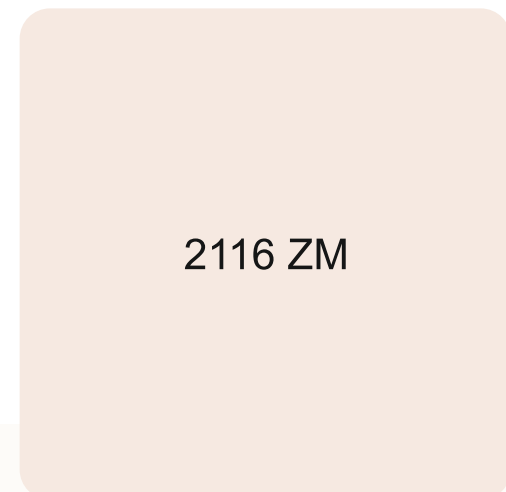
HG 5819

HG 5819 - DENIM BLUE

W
01
02

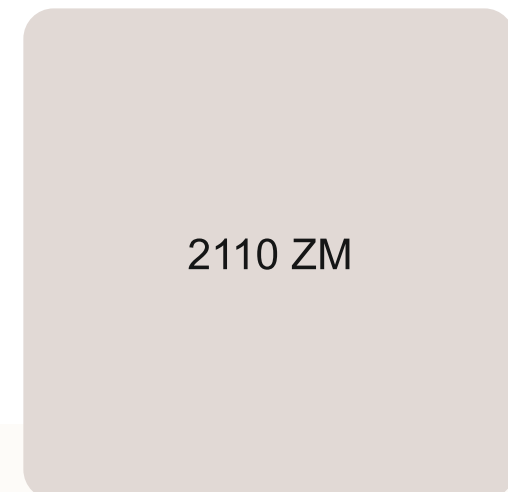
NEW DESIGN | BEST SELLER | PREMIUM

W ZM PLAIN COLOR




2116 ZM

ZM 2116 - CREAMY BLOSSOM




2110 ZM

ZM 2110 - SEASAME SILK



2126 ZM

ZM 2126 - BURNISHED BRONZE



2125 ZM

ZM 2125 - HAZELNUT WHISPER



2124 ZM

ZM 2124 - COCOA EMBER


// *Turning Ordinary Spaces
Into Harmonious Retreats.*

These plain color laminates in warm neutrals that bring cozy elegance to everyday spaces. These versatile shades create inviting atmospheres with their beauty & timeless appeal.




2127 ZM

ZM 2127 - STORMY SLATE



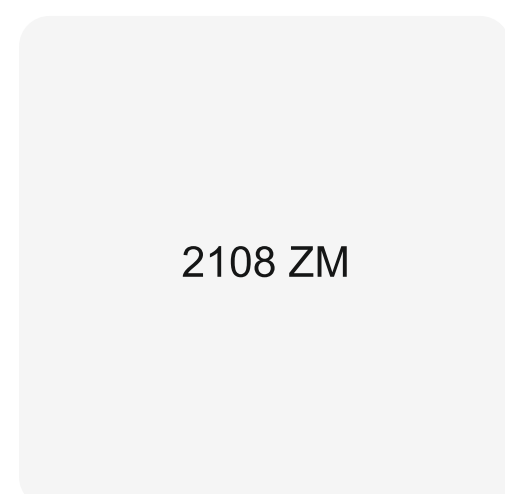

2128 ZM

ZM 2128 - MIDNIGHT ECLIPSE




2120 ZM

ZM 2120 - OBSIDIAN TEAL



2108 ZM

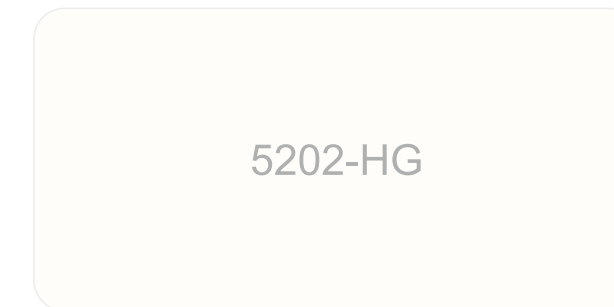
ZM 2108 - VEILED SNOW



2105 ZM

ZM 2105 - DOVE WISHPER

W HIGH GLOSS - SOLID



5202-HG

HG 5202 - WARM WHITE



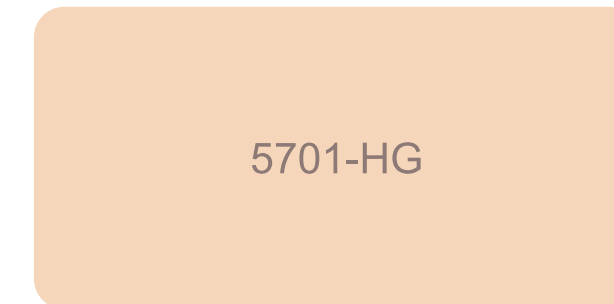
5703-HG

HG 5703 - MOCHA



5702-HG

HG 5702 - SANDY TAN



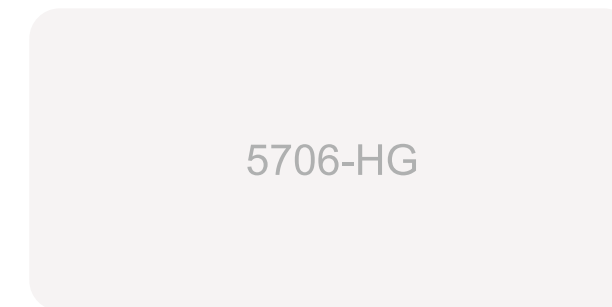
5701-HG

HG 5701 - CARAMEL




5708-HG

HG 5708 - DARK GREY



5706-HG

HG 5706 - SILVER GREY




5707-HG

HG 5707 - CELADON



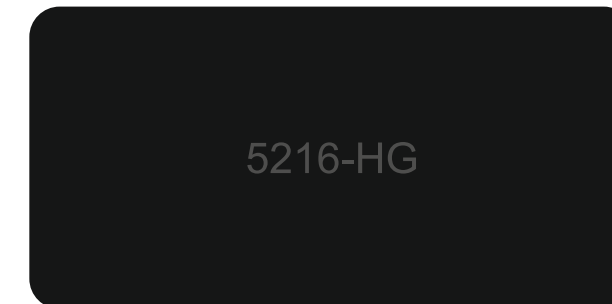
5704-HG

HG 5704 - TWILIGHT GREY



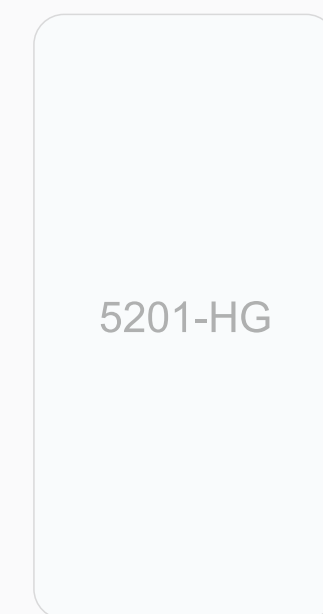
5205-HG

HG 5205 - MATT GREY



5216-HG

HG 5216 - BLACK




5201-HG

HG 5201 - VANILA



5217-HG

HG 5217 - LIGHT BLUE



5204-HG

HG 5204 - DOVE GREY



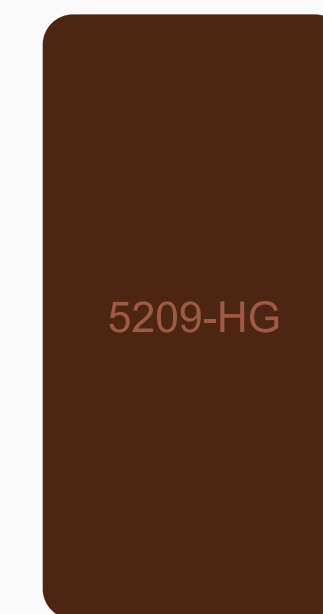
5705-HG

HG 5705 - LUNAR BLUE



5213-HG

HG 5213 - MAGENTA



5209-HG

HG 5209 - TAUPE BROWN




*Where Natural Fibers
Become Design Statements*

Rooted in the authenticity of jute and organic textures.
Soft patterns and earthy tones add depth without excess.
A surface that feels grounded, conscious, and quietly luxurious.

W JUTE UPLIFT

THE WILD BOOK®
— A BOOK OF LAMINATES —

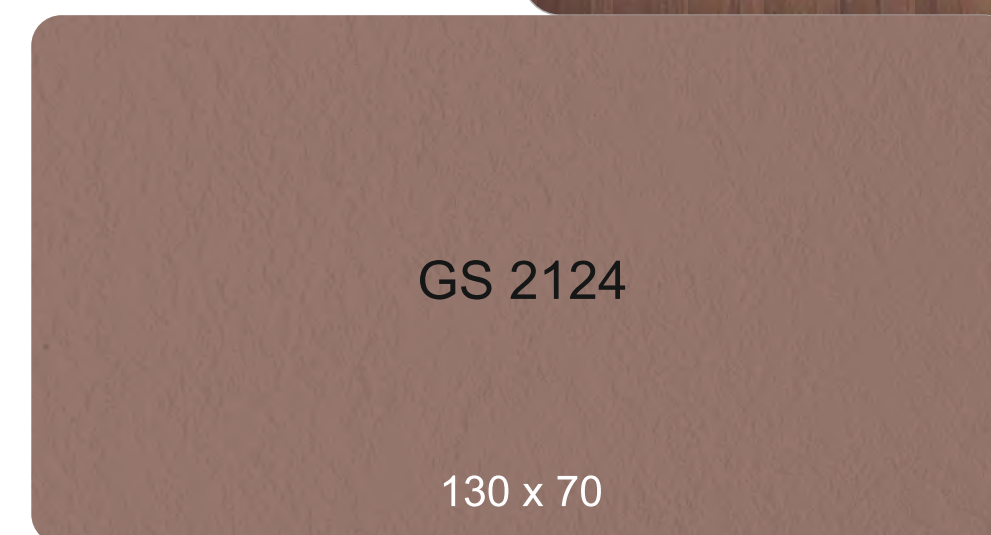
JU 5174 - TAWNY GRAIN



JU 5174

130 x 225

GS 2124 - COCOA EMBER



GS 2124

130 x 70

BF 5180

280 x 380

W
05
06

NEW DESIGN | BEST SELLER | PRE-MIUM





The Rhythm of Nature, Carved into Design


Inspired by the quiet music of bamboo and
the soul of handcrafted flutes. Linear textures
& natural tones flow with effortless harmony.

Where Natural Fibers
Become Design Statements

Rooted in the authentic
Soft patterns and easy
A surface that feels

W BAMBOO FLUTE

THE
WILD BOOK®
— A BOOK OF LAMINATES —



BF 5180

280 x 380

W BF 5180 - TERRA WALNUT

W
05
06

NEW DESIGN | BEST SELLER | PREMIUM



*When Nature Plays,
Design Responds*

Born from the form and rhythm of bamboo flutes. Subtle lines echo music, craftsmanship, and balance. A surface that brings harmony, warmth, and meditative calm into interiors.



BF 5156

185 x 335

W BF 5156 - ARTISON LUXE



Inspired by the soft rhythm of handcrafted bamboo flutes laminates. Natural linear patterns flow like a quiet melody.

*Where Bamboo Whispers,
Surfaces Listen*



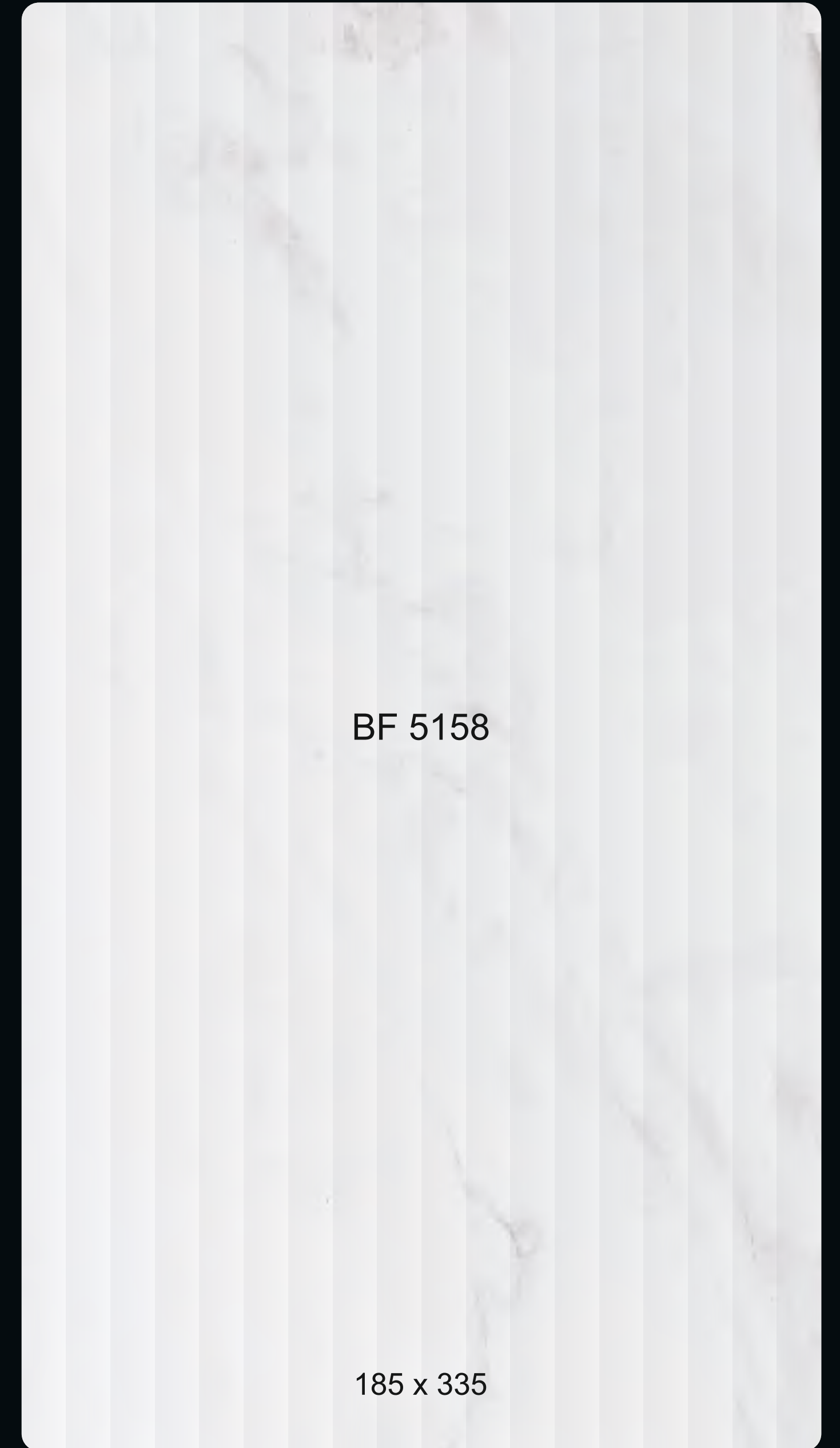
BF 5707

W BF 5707 - CELADON



BF 5708

W BF 5708 - DARK GREY




BF 5158


185 x 335

W BF 5158 - ARCTIC CARRARA






100% UREA FREE
CARDANOL FREE
ECO FRIENDLY
CE CERTIFIED



BF 5171

130 x 335

W BF 5171 - GLACIAL CORD 



BF 5172

W BF 5172 - SANDBAR STRIA 


*Crafted in Lines,
Balanced in Silence*

Soft grooves echo timeless craftsmanship. Natural tones create a quiet, meditative presence. Designed for spaces that value rhythm, restraint, and grace.



BF 5178

280 x 335

W BF 5178 - SHADOW WALNUT 




The Art of Comfortable Interiors

Inspired by the beauty of natural living spaces. Warm tones and graceful patterns enrich the atmosphere. Creating interiors that feel calm, timeless, and inviting.

W ZERO MATTE

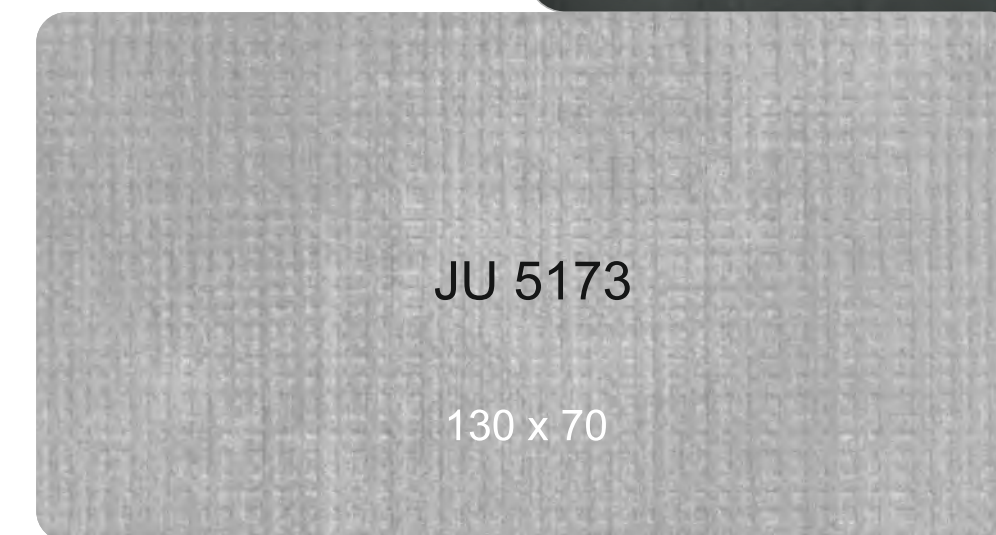
ZM 5181 - MOCHA EMBER



ZM 5181


130 x 225

JU 5173 - SLATE GRAIN



JU 5173

130 x 70



ZM 5161

280 x 380





Designed for Beautiful Living Spaces

Enhancing interiors with natural visual warmth.
Creating harmony between space, light & design.
A simple expression of everyday elegance

The Art of Comfortable Interiors

Inspired by the beauty of nature.
Warm tones and graceful textures.
Creating interiors that feel like home.

W ZERO MATTE

THE WILD BOOK®
— A BOOK OF LAMINATES —



ZM 5161


280 x 380

W ZM 5161 - MIDNIGHT STATUARIO

W
11
12

NEW DESIGN | BEST SELLER | PREMIUM





*Where Comfort Meets
Visual Elegance*

Natural warmth flows through every interior.
A calm presence that enriches the space.
Designed for everyday beauty.



ZM 5179

130 x 335



ZM 5180



ZM 5117

80 x 335



ZM 5163


185 x 335

Clean surfaces shape the mood of a space.



//
*Where Interiors
Feel Gently
Composed*

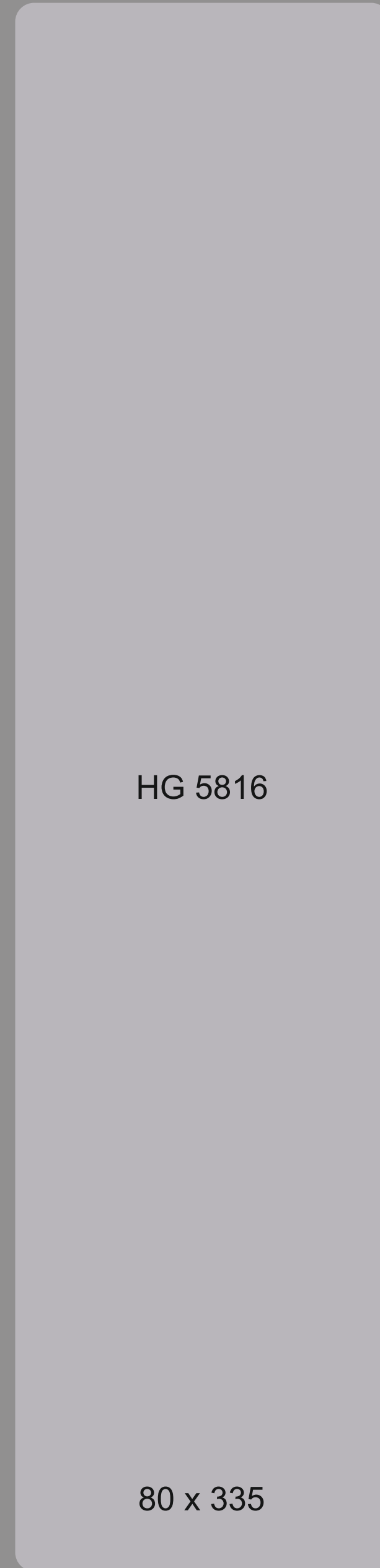
Design is felt before it is noticed. Surfaces that bring harmony to space & structure. An understated beauty that settles in effortlessly.



ZM 5160

185 x 335

W ZM 5160 - RAVEN MARBLE



HG 5816

80 x 335


W HG 5816 - GRAPHITE SAND



ZH 2125

80 X 155

W ZH 2125 - HAZELNUT WHISPER





ZM 5162

185 x 335

W ZM 5162 - DUSK TRAVERTINE




Design that settles into the space with ease.



ZM 5175

W ZM 5175 - SUNSET PINE RIDGE



ZM 5176

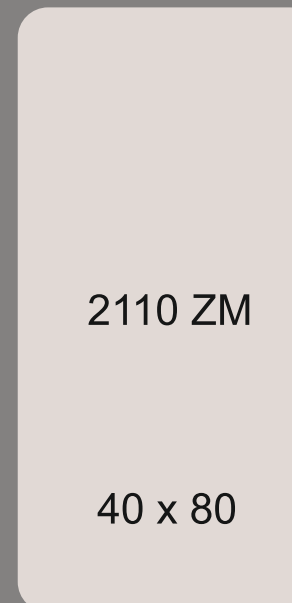
280 x 155

W ZM 5176 - LUNA LIGHTWOOD



These surfaces exist within everyday moments. They support the way light moves & forms rest. A calm presence that makes spaces feel considered.

*Made to Live Beautifully
Around You*



2110 ZM

40 x 80

W ZM 2110 - SEASAME SILK



ZM 5159

225 x 335

W ZM 5159 - DOVE GREY VEIL




A Natural Fit for Thoughtful Interiors

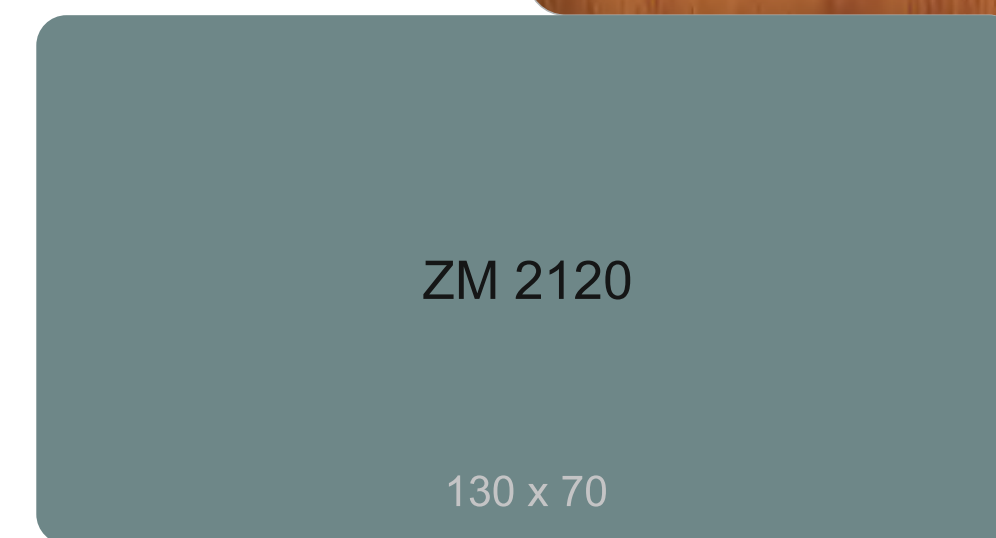
Some surfaces feel immediately at home. They connect walls, furniture, and light. Creating spaces that feel calm and cohesive.

STONE MATRIX

SM 5166 - PATINA OCEAN FORGE



ZM 2120 - OBSIDIAN TEAL



SM 5166

130 x 225

ZM 2120

130 x 70

ZE 5183

280 x 380





*A Natural Fit for
Thoughtful Interiors*

Some surfaces feel immediate.
They connect walls, furniture, and
Creating spaces that feel calm

The Beauty That Holds a Space Together

Every interior needs a steady visual base.
Surfaces that quietly unify the surroundings.
Design that supports beauty without distraction.

W ZERO ELM

THE
WILD BOOK®
— A BOOK OF LAMINATES —



ZE 5183

280 x 380

W ZE 5183 - HONEYWOOD

W
19
20

NEW DESIGN | BEST SELLER | PRE-MIUM






Visual calm shapes the way rooms are experienced.
Surfaces bring subtle depth & softness.
A refined presence that completes the interior.

*Seen in the Space, Felt
in the Atmosphere*



ZE 5176

130 x 335

W ZE 5176 - LUNA LIGHT WOOD 



ZE 5177

W ZE 5177 - RUSTWOOD HARMONY 



ZM 2110

40 x 80

W ZM 2110 - SEASAME SILK



ZE 5182

225 x 335

W ZE 5182 - UMBER RIDGE 






*A Foundation for
Stylish Living*

Every room needs a calm visual base.
Surfaces bring order and comfort.
Design that blends beautifully into daily life.

W ZEN WOOD

THE WILD BOOK
— A BOOK OF LAMINATES —



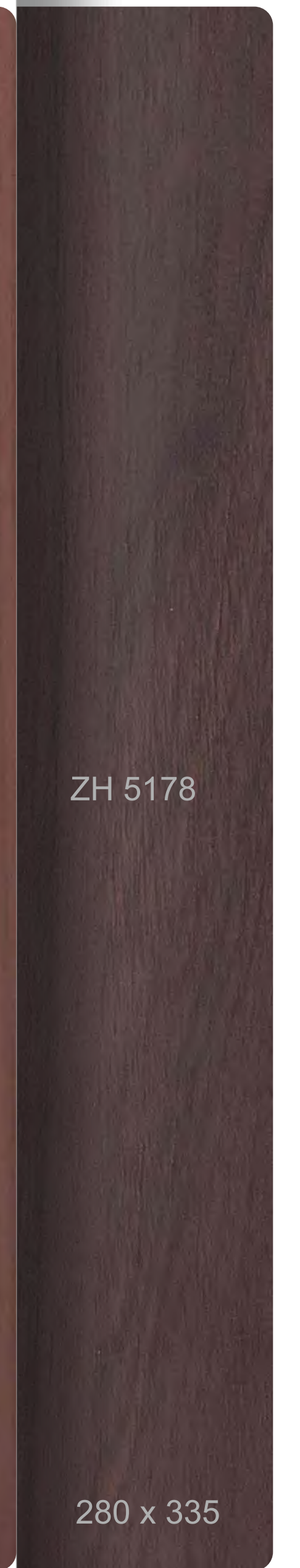
ZH 5179

185 x 335



ZH 5177

225 x 335



ZH 5178

280 x 335

W ZH 5179 - ESPRESSO RIDGE



W
23
24

NEW DESIGN | BEST SELLER | PRE-MIUMI





*A Foundation for
Stylish Living*


Every room needs a ca
Surfaces bring order a
Design that blends be

// *Beauty You Can Feel Every Day*

Surfaces shape how a room feels. They add
softness and visual ease. Designed for homes
that feel warm and refined.

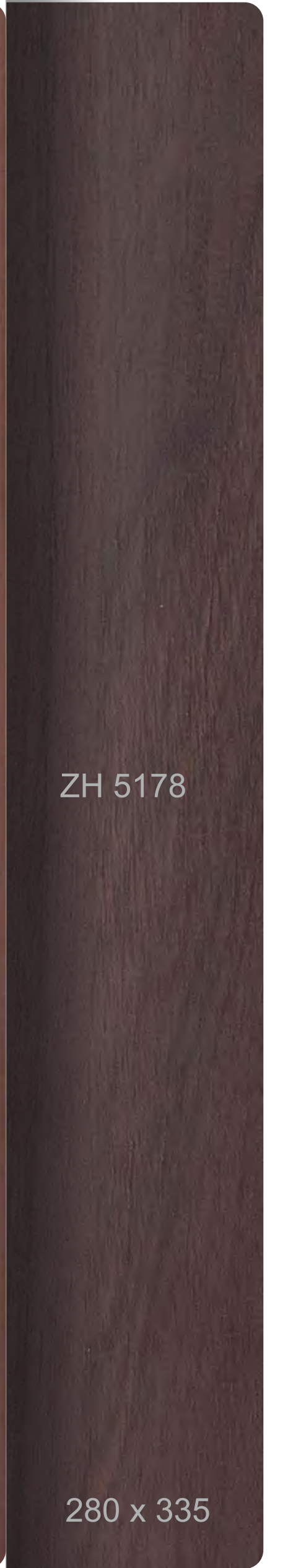


THE
WILD BOOK[®]
— A BOOK OF LAMINATES —



ZH 5177

225 x 335



ZH 5178

280 x 335

W ZH 5177 - RUSTWOOD HARMONY



W
23
24

NEW DESIGN | BEST SELLER | PRE-MIUM





*A Foundation for
Stylish Living*

Simple Design, Beautiful Impact

Surfaces play a key role in how spaces feel. They connect elements smoothly and naturally. A subtle touch that enhances the entire room.

W ZEN WOOD

THE
WILD BOOK®
— A BOOK OF LAMINATES —



ZH 5178


280 x 335

W ZH 5178 - SHADOW WALNUT

W
23
24

NEW DESIGN | BEST SELLER | PRE-MIUM






CF 5148

130 x 335

W CF 5148 - BLOSSOM CHIC



CF 5149

W CF 5149 - OAK OASIS


Creating interiors that feel pleasant and complete.



CF 5156

80 x 335

W CF 5156 - ARTISON LUXE




CF 5154

185 x 335

W CF 5154 - ARTISON STONE





ZK 5169

130 x 335

W ZK 5169 - ECLIPSE TEAK GRAIN



ZK 5168


W ZK 5168 - FROST CALACATTA



ZK 5170

130 x 225


W ZK 5170 - NERO PULSE



JU 5173

130 x 70

W JU 5173 - SLATE GRAIN



ZK 5181

280 x 380



ZK 5169

130 x 335



*A Natural Choice for
Beautiful Interiors*

Some surfaces fit effortlessly. They enhance surroundings without effort. Design that feels easy, familiar, and refined.




ZK 5181

280 x 380

W ZK 5181 - MOCHA EMBER






TN 5107

130 x 335

W TN 5107 - WOODLAND TRAIL



TN 5108

W TN 5108 - WOODLAND DRIFT



*The Kind Of Surface
A Space Grows Into*

Surfaces shape how a room slowly comes together, adding balance, warmth, and a sense of ease that makes interiors feel lived-in, thoughtful & visually comfortable.



JU 2126

80 x 335

W JU 2126 - BURNISHED BRONZE

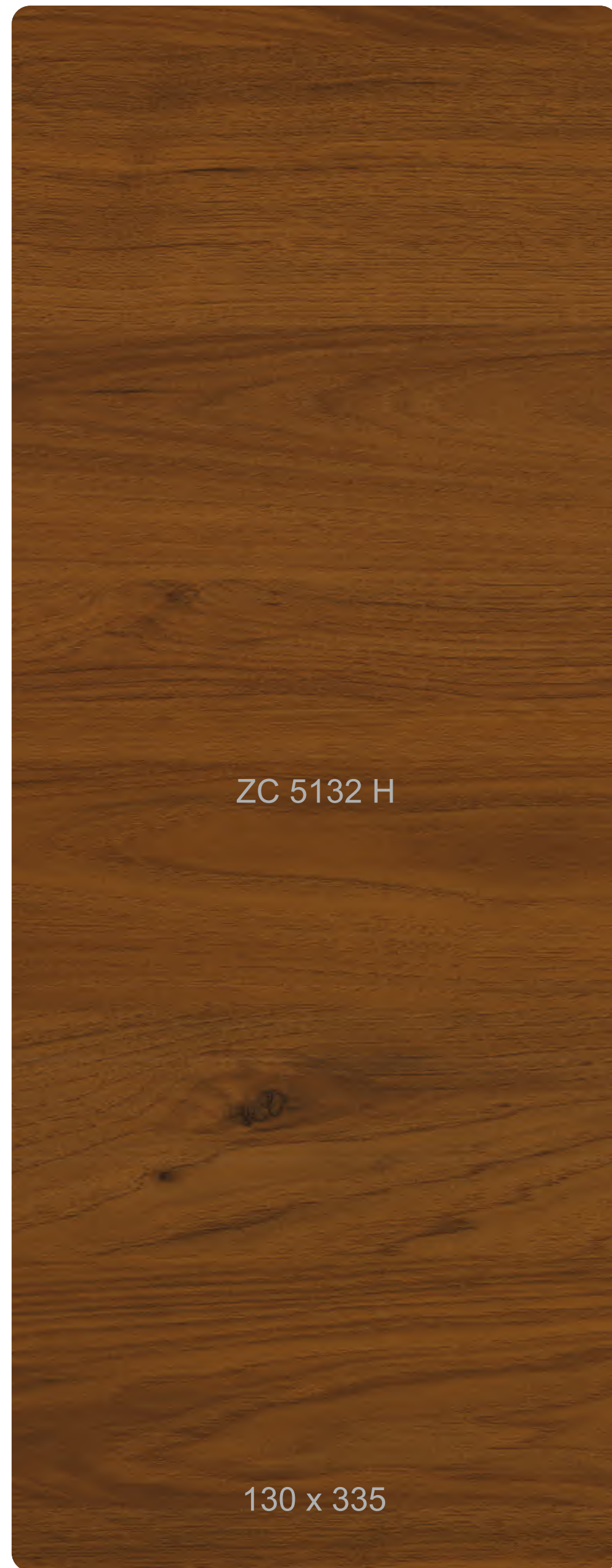


TN 5103

185 x 335

W TN 5103 - NORDIC OAK






ZC 5132 H

130 x 335



ZH 2125

80 x 335



ZC 5133 H

185 x 335

W ZC 5132-H - BROOKS WALNUT



W ZH 2125 - HAZELNUT WHISPER



W ZC 5133-H - METRO WOOD





*Because Rooms Remember
What Surrounds Them*

Every surface quietly influences the way a space feels, supporting light, décor, and movement while creating an atmosphere that feels natural, welcoming, and complete.

STONE MATRIX

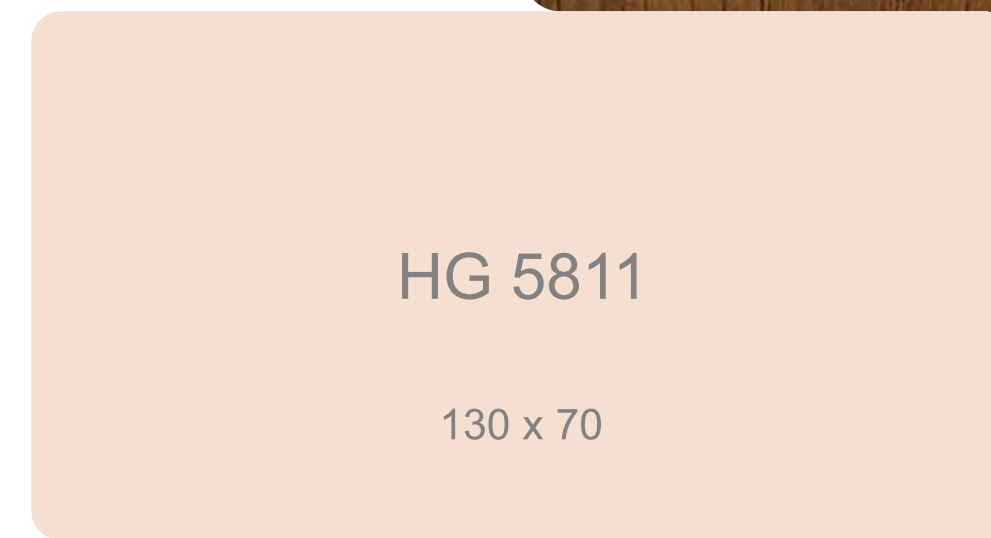


SM 5167

130 x 225

SM 5167 - MOCHA LINEAR

HG 5811 - PEACH SORBET



HG 5811

130 x 70

280 x 380

MT 5150

W
33
34

NEW DESIGN | BEST SELLER | PRE-MIUM





*Because Rooms Remember
What Surrounds Them*


Every surface quietly influ-
encing supporting light, décor, and
an atmosphere that feels

Spaces Don't Shout They Settle

Good surfaces help interiors settle into
themselves, supporting the flow of light &
form to create rooms that feel relaxed,
welcoming & visually at ease.

W MATTE FINISH

THE
WILD BOOK®
— A BOOK OF LAMINATES —



MT 5150

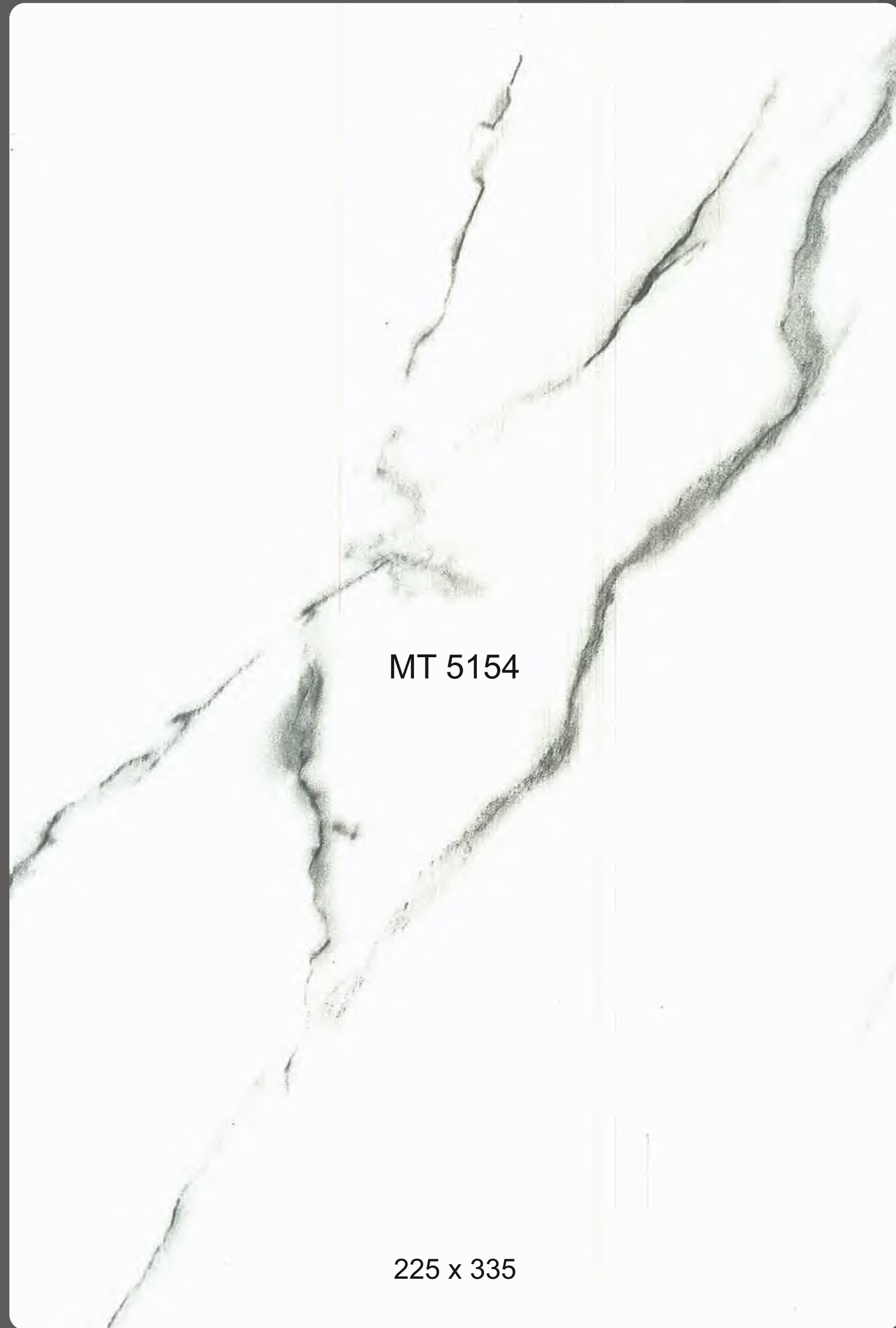
280 x 380

W MT 5150 - REGAL OAK OASIS

W
33
34

NEW DESIGN | BEST SELLER | PREMIUM





MT 5154

225 x 335

Surfaces influence how a space is experienced every day, adding visual softness and harmony that makes rooms feel easy to live in and pleasing to be in.

*Designed for the Moments
Between Walls*



MT 5137

80 x 335



MT 5148

185 x 335





MT 5157

130 x 335

W MT 5157 - TRANQUIL CREST MARBLE



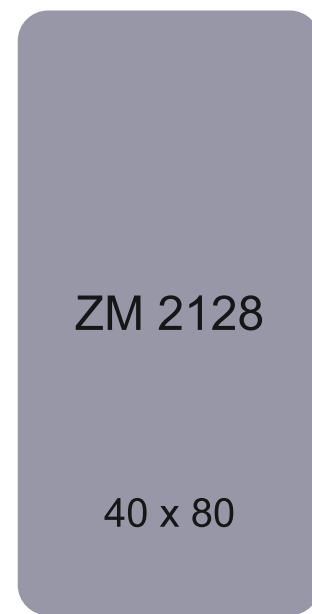
MT 5152

W MT 5152 - TRANQUIL TIDES MARBLE



The right surface brings softness and order to a space, helping interiors feel relaxed, cohesive, and pleasing from every angle.

Because Comfort Is Also Visual



ZM 2128

40 x 80

W ZM 2128 - MIDNIGHT ECLIPSE




MT 5149

225 x 335

W MT 5149 - OAK OASIS





MT 5147

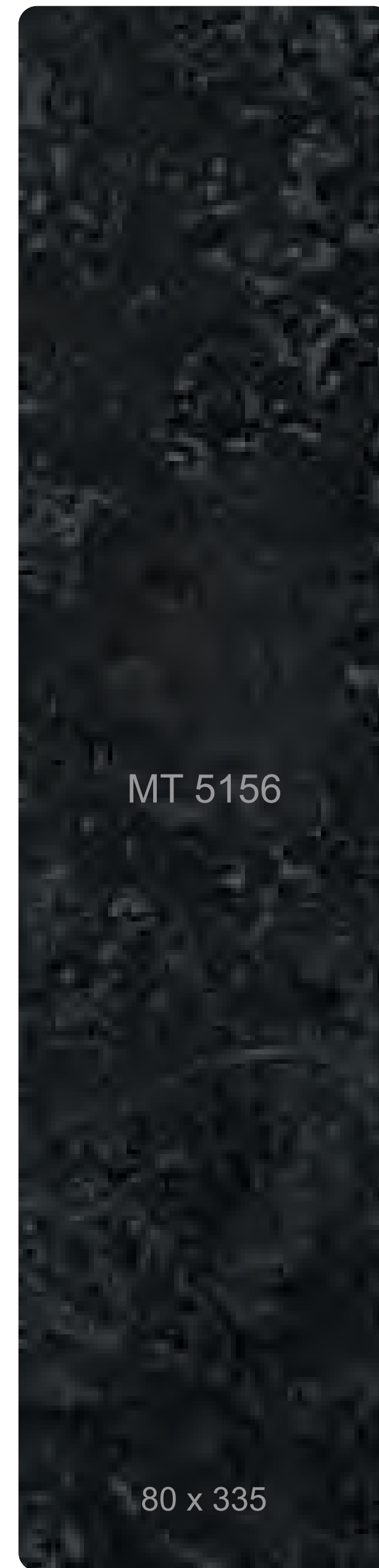
185 x 335

W MT 5147 - BLOSSOM WOOD



//
*Designed to Blend,
Built to Belong*

A thoughtful mix of surfaces brings depth to interiors, helping spaces feel dynamic yet cohesive, expressive yet calm.



MT 5156

80 x 335

W MT 5156 - ARTISON LUXE

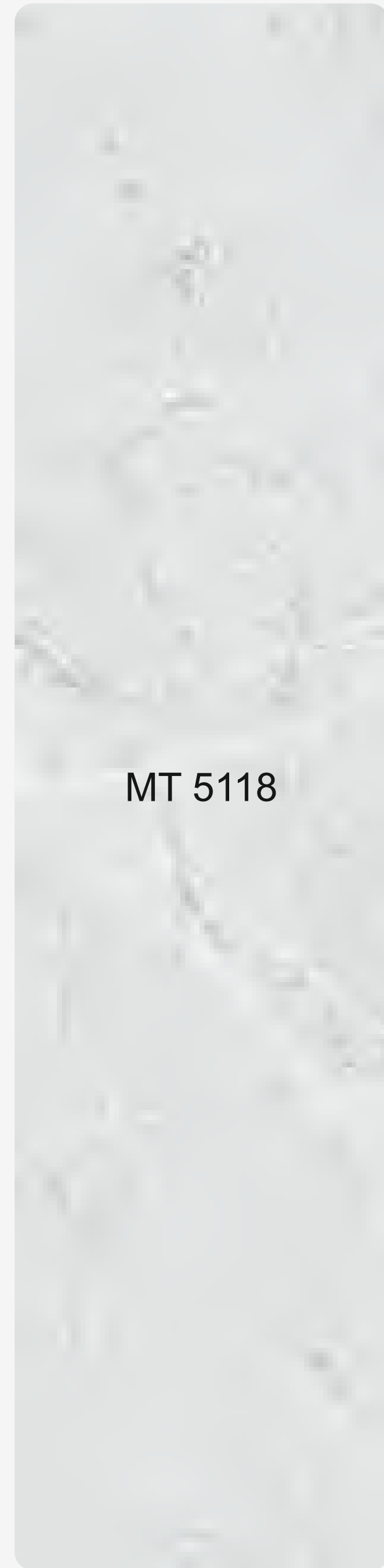


MT 5153

185 x 335

W MT 5153 - MODERN WOOD MARVEL





MT 5118

W MT 5118 - ARCTIC FROST MARBLE



MT 5119

W MT 5119 - ARCTIC GRAPHITE MARBLE



MT 5120

80 x 335

W MT 5120 - SLATE SYMPHONY MARBLE


*Whispers of Stone,
Touches of Elegance*

Turn your interiors into a sanctuary of refined beauty with marble laminates that mirror nature's artistry, timeless, and effortlessly sophisticated with every glance.



MT 5134

W MT 5134 - ASH AURA MARBLE



MT 5135

280 x 155

W MT 5135 - GALAXY MARBLE



*A Collection of Surfaces.
A Single Story*

Different designs come together to shape interiors that feel cohesive, expressive, and thoughtfully arranged.

W ESSENTIAL WOOD



EW - 5145

130 x 335

W EW 5145 - COSMIC BLISS WOOD 



EW - 5146

W EW 5146 - COSMIC TEAK WOOD 






EW - 5140

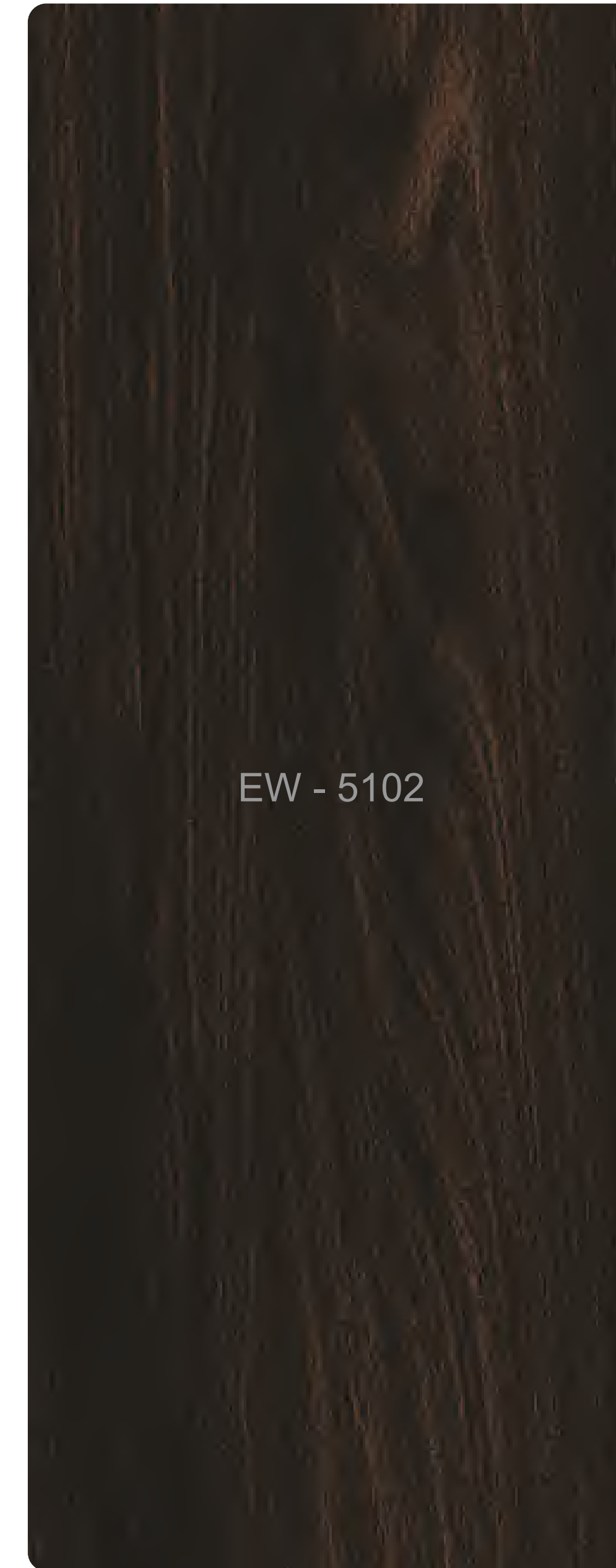
130 x 335

W EW 5140 - WHIMSICAL WOOD RIPPLES 




EW - 5147

W EW 5147 - BLOSSOM WOOD 




EW - 5102

W EW 5102 - SALVADOR OAK 




EW - 5107

130 x 335

W EW 5107 - WOODLAND TRAIL 





Where Variety Feels Intentional

Surfaces are chosen to complement each other, creating interiors that feel curated, comfortable, and visually engaging.



CR 5131

W CR 5131 - BROOKS WALNUT 

W CLASSIC RAW



IS 5137

80 x 335

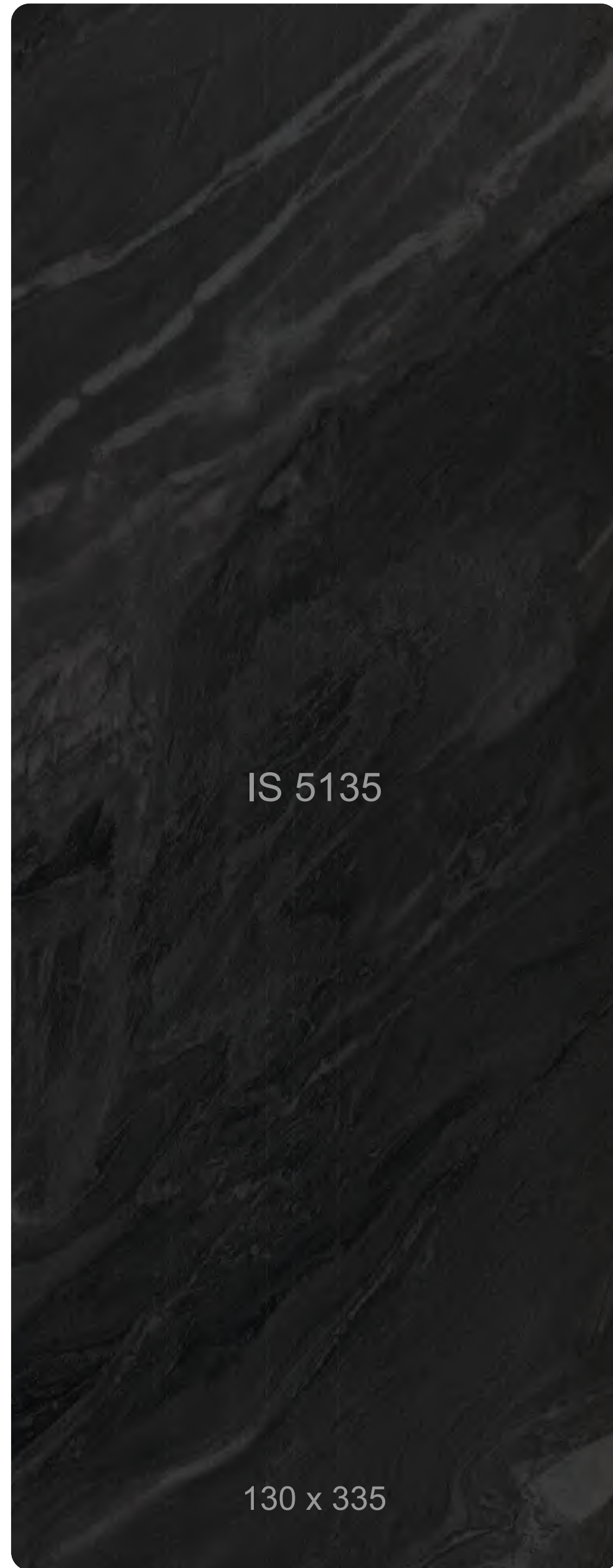
W IS 5137 - MOONLIT MARBLE 



CR 5130

185 x 335

W CR 5130 - BROOKS MAPLE 



IS 5135

130 x 335

W IS 5135 - GALAXY MARBLE



IS 5134

W IS 5134 - ASH AURA MARBLE

*Marble Dreams,
Crafted to Reality*


Bring the allure of marble into your living spaces without compromise, where every laminate surface radiates warmth, style, and sophistication



BW 5106

80 x 335

W BW 5106 - DARK WOOD TIMBERLAND



IS 5157

185 x 335

W IS 5157 - TRANQUAL CREST MARBLE



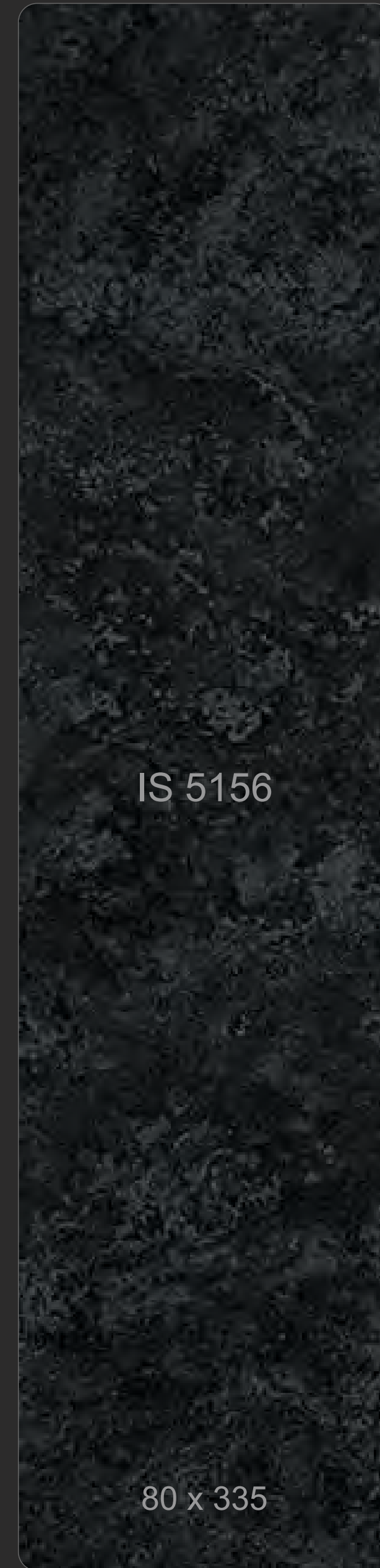
BW 5108

185 x 335



//
*Elegance In
Every Detail*

our collection marries aesthetics with durability, ensuring your spaces remain timeless. Redefine luxury with subtle textures that whisper elegance in every detail.



IS 5156

80 x 335



IS 5152

185 x 335



Grains That Speak Style

Discover wood laminates that capture the essence of nature while enhancing modern living. statement of refined taste and everyday elegance.




MS 5114

130 x 335




WD 5114



WD 5104

185 x 335





SM 5164

130 x 335

SM 5164 - LIGHT AURA STONE



SM 5165

SM 5165 - GREY AURA STONE



ZH 2127

80 x 335

ZH 2127 - STORMY SLATE




ZH 5175

185 x 335

ZH 5175 - SUNSET PINE RIDGE





SV 5149

225 x 335


Bring the soul of wood into your spaces with laminates that balance authenticity and practicality. Beauty of natural wood, reimagined for contemporary lifestyles.

Nature, Layered for Living.



JU 5174

80 x 335



SV 5150

185 x 335





*Timeless Grains,
Modern Spaces*

Our wood laminates offer the perfect harmony of tradition and modernity, where natural textures meet practical design it give feels sophisticated, inviting, and effortlessly stylish

W SERENE VENEER



THE WILD BOOK
— A BOOK OF LAMINATES —

Make a bold statement with our daring and Dynamic texture collection, designed for those Who aren't afraid to stand out.

*Modern Texture For The
Contemporary*

2125 ZM

40 x 80

ZM 2125
HAZELNUT WHISPER

SV 5132


225 x 335

SV 5132 - METRO WOOD

W
59
60

NEW DESIGN | BEST SELLER | PREMIUM






SV 5147


130 x 335

W SV 5147 - BLOSSOM WOOD 



SV 5133


W SV 5133 - TWISTY TRUNK WOOD 



SV 5106

130 x 335

W SV 5106 - DARK WOOD TIMBERLAND 



SV 5148

W SV 5148 - BLOSSOM CHIC 






W SERENE VENEER



SV 5131

130 x 335

W SV 5131 - BROOKS WALNUT

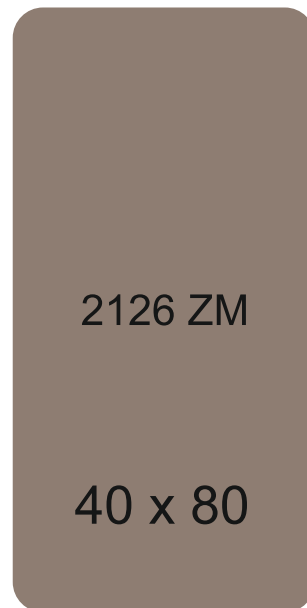


SV 5109

W SV 5109 - COASTAL WOOD

Bring interiors to life with laminates that capture the essence of natural wood while offering practical durability.

*The Art of Wood,
Reimagined*



ZM 2126

BURNISHED BRONZE

W ZM 2126 BURNISHED BRONZE



SV 5130

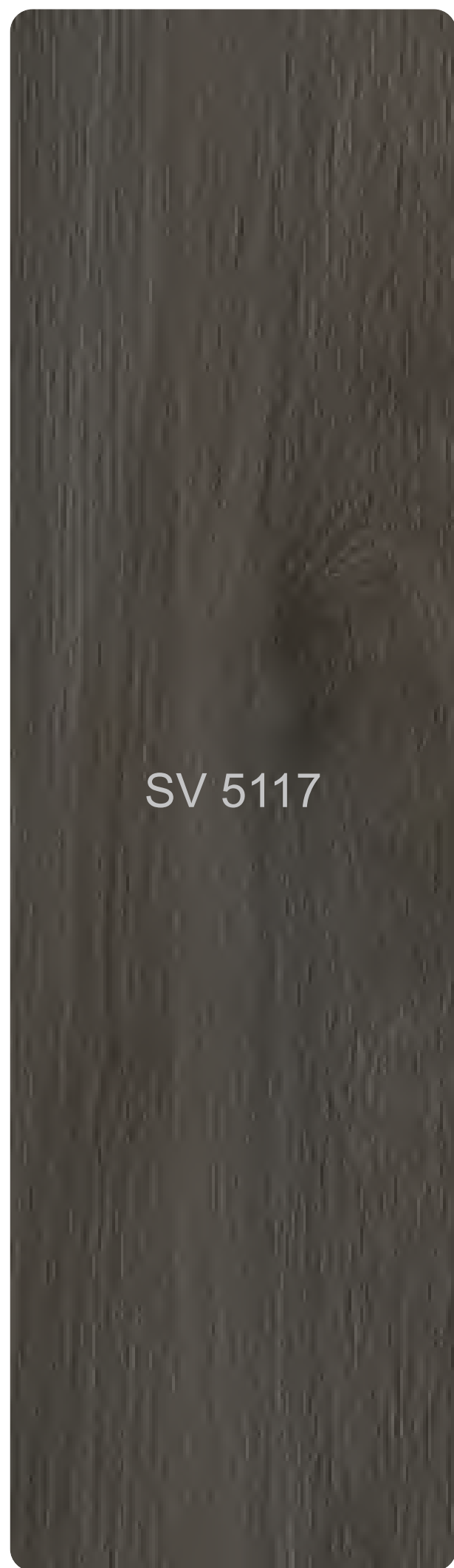
225 x 335

W SV 5130 - BROOKS MAPLE



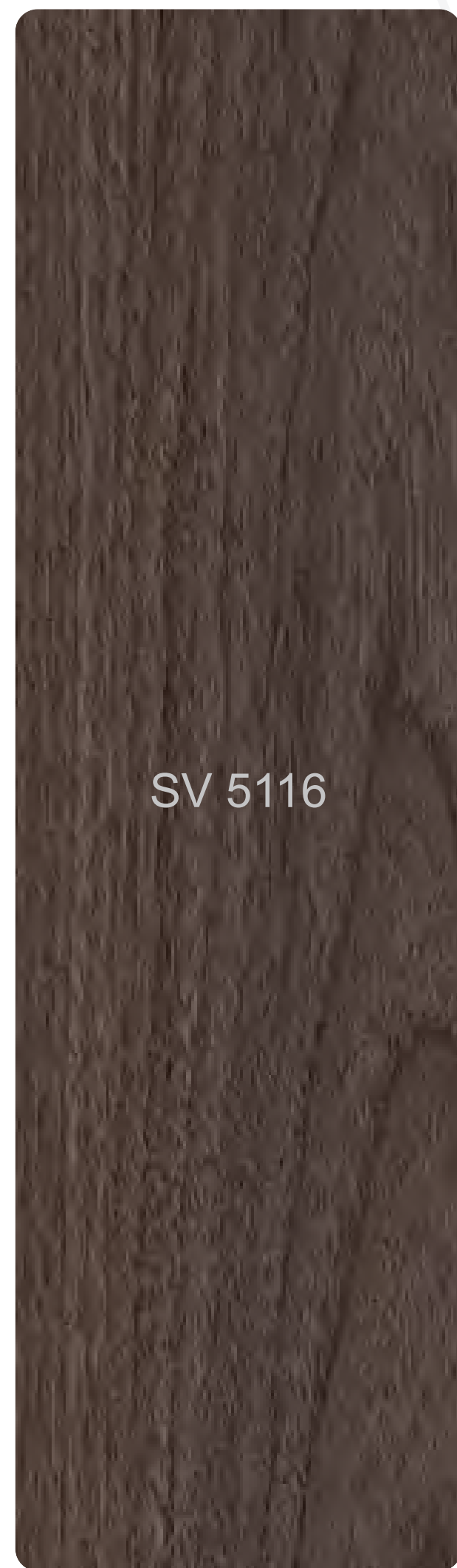
Extraordinary Design Statements

adding sophistication to furniture, walls, and more. Celebrate a blend of beauty, function, and modern aesthetics that lasts for years.




SV 5117

W SV 5117 - ZENITH SILVER WOOD 




SV 5116

W SV 5116 - TROPICAL TEAK WOOD 




SV 5115

80 x 280

W SV 5115 - TROPICAL WOOD 


W SERENE VENEER



SV 5128

130 x 335

W SV 5128 - OPULENT WOOD 



SV 5129

W SV 5129 - OPULENT PRIMA WOOD 



RK 5120

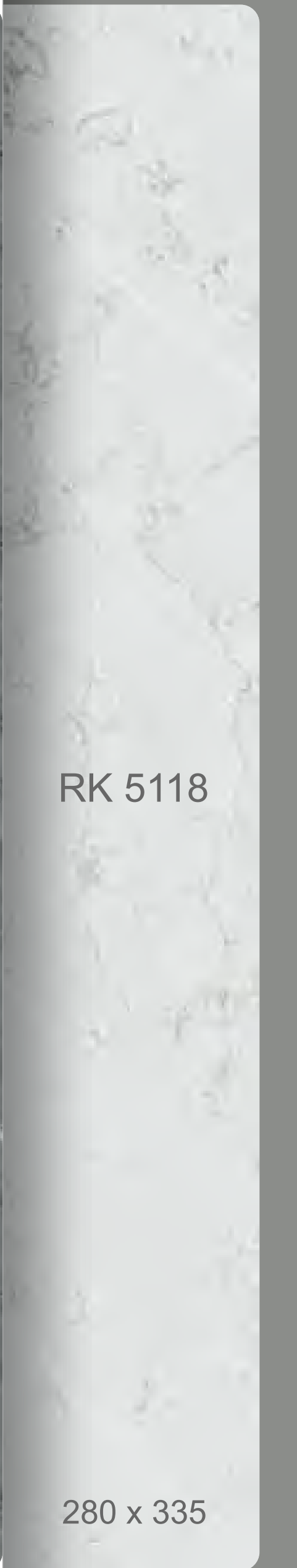
185 x 335

W RK 5120 - SLATE SYMPHONY MARBLE



RK 5119

225 x 335



RK 5118

280 x 335



*Luxury Etched in
Every Layer*

Experience the perfect balance of elegance, functionality, and modern luxury in your spaces. Interiors become a harmonious blend of beauty and practicality.





//
*Stone's Poetry,
 Crafted for Life*

Our marble laminates transform ordinary surfaces into luxurious statements, capturing the gentle drama of natural stone. Create interiors that feel premium, inviting and effortlessly elegant.

*Luxury Etched in
 Every Layer*

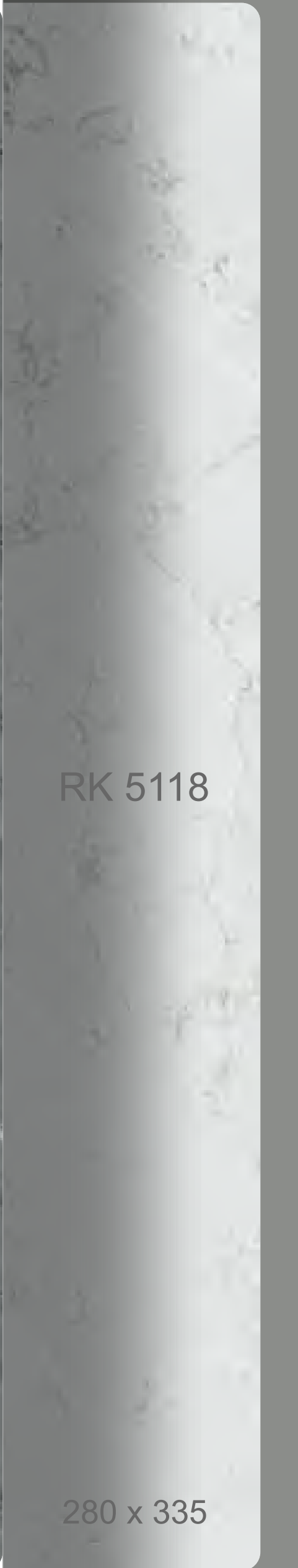
Experience the p
 functionality, and
 interiors becom
 beauty and practi



RK 5119

225 x 335

W RK 5119 - ARCTIC GRAPHITE MARBLE



RK 5118

280 x 335



*Beauty, Durability,
and modern Elegance*



*Luxury
Carved in
Every Vein*

Bring the timeless allure of marble into your interiors without compromise, where each laminate reflects delicate veins and natural textures.

*Luxury Etched
Every Layer*



RK 5118


280 x 335

W RK 5118 - ARCTIC FROST MARBLE




*Grains of Inspiration,
Layers of Life*

Turn every surface into a canvas of natural elegance with wood laminates that breathe warmth and character into your interiors.




DO 5108

130 x 335




DO 5107



DO 5106

185 x 335

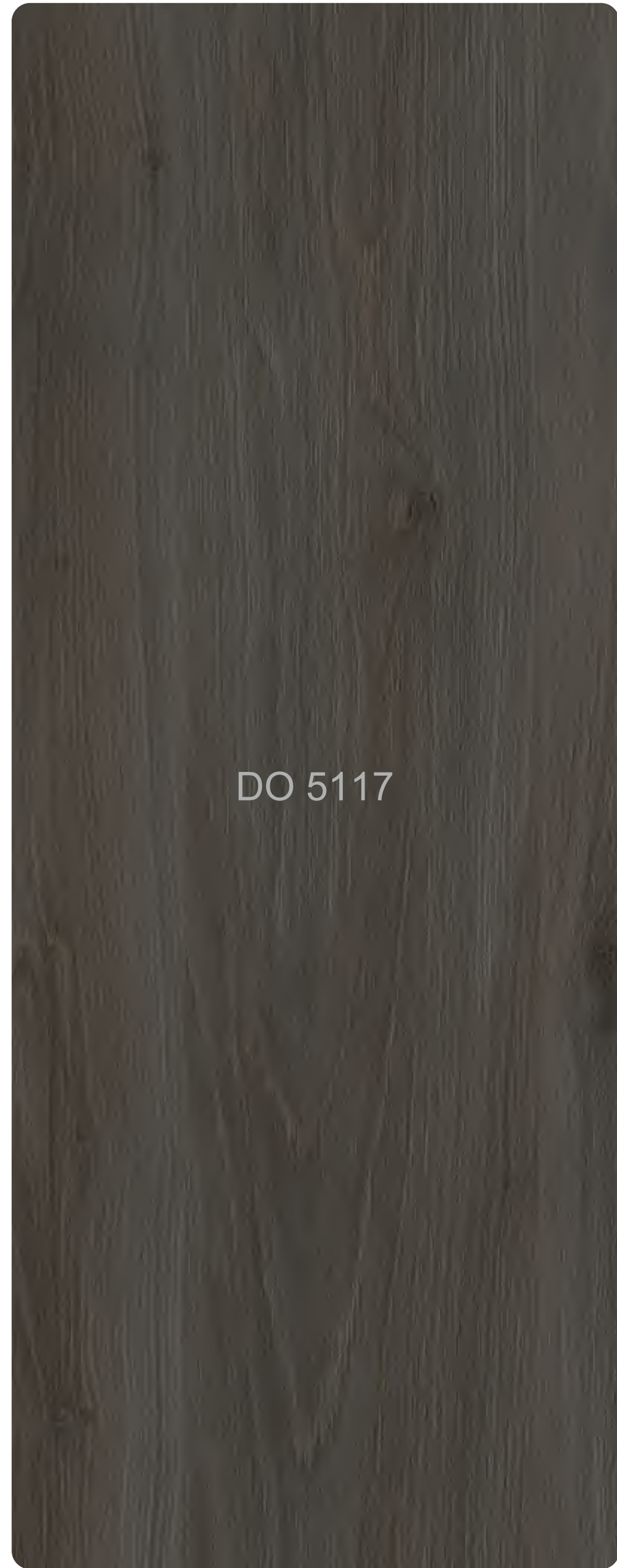




DO 5142

130 x 335

W DO 5142 - AURORA ASH OAK



DO 5117

W DO 5117 - ZENITH SILVER WOOD



*Organic Elegance,
Crafted for Living*

Step into interiors where wood laminates transform surfaces into warm, inviting canvases of beauty. Enjoy spaces that are effortlessly stylish, sophisticated, and enduringly elegant.



DO 5105

225 x 335

W DO 5105 - RUSTIC CHARM WOOD





SU 5128

225 x 335

W SU 5128 - OPULENT WOOD



Turn ordinary surfaces into expressions of art with wood laminates that capture the soul of nature, timeless elegance and premium style at every glance


*The Poetry of Wood
in Every Layer*



BF 5172

80 x 335

W BF 5172 - SANDBAR STRIA



SU 5129

185 x 335

W SU 5129 - OPULENT PRIMA WOOD





*Earthy layers,
Modern spaces*

Transform interiors with laminates that celebrate the grounded beauty of wood while complementing contemporary design.

W HIGH GLOSS

THE WILD BOOK
— A BOOK OF LAMINATES —




Our wood laminates echo the gentle rhythm of natural forests, turning surfaces into layers of warmth and character.

*Nature's Rhythm,
Designed for You*

HG 5701
40 x 80

W HG 5701 - CARAMEL



HG 5162

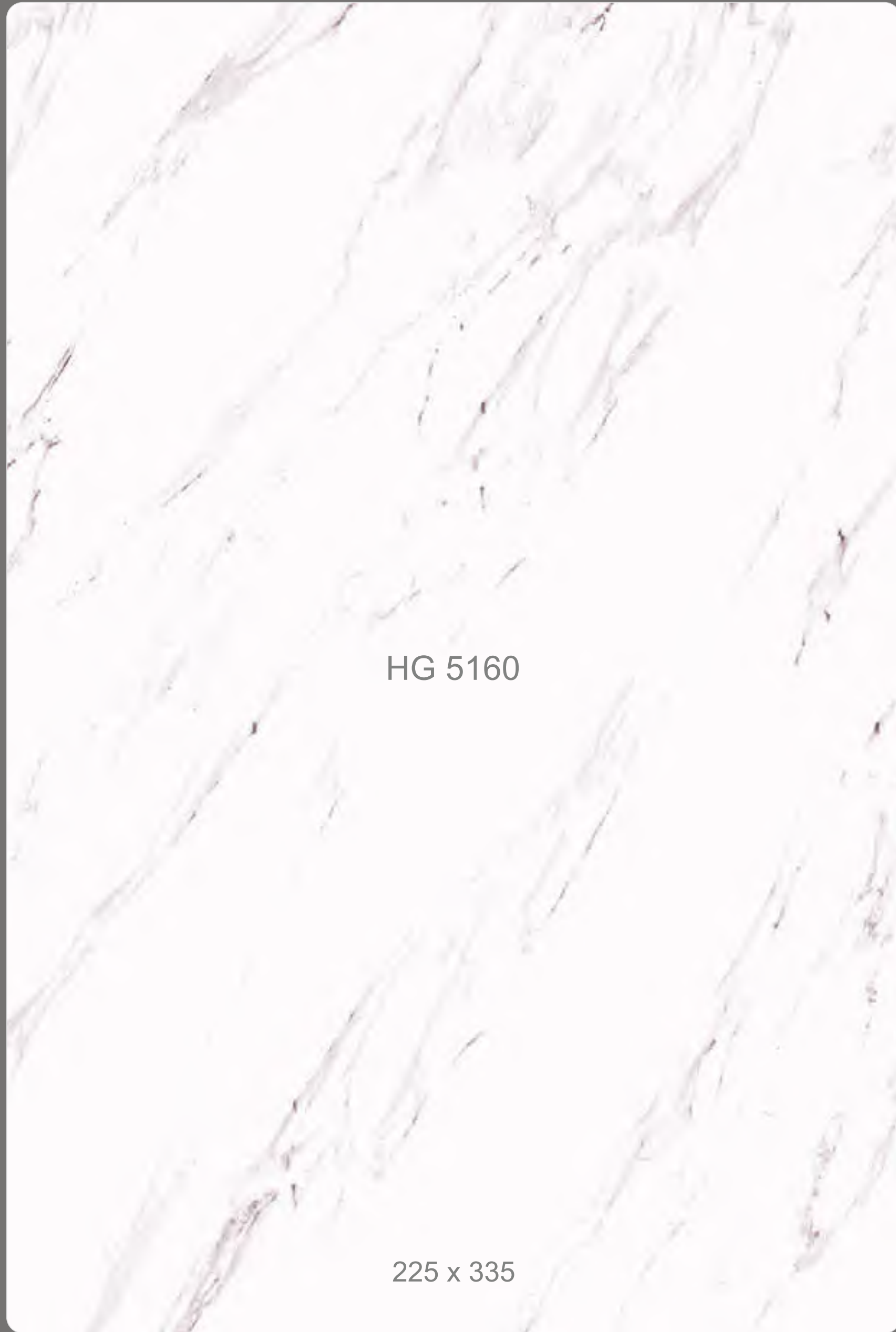
225 x 335

W HG 5162 - DUSK TRAVERTINE

W
75
76

NEW DESIGN | BEST SELLER | PRE-MIUM





HG 5160

225 x 335

W HG 5160 - RAVEN MARBLE



Every swirl and vein sparkles subtly, creating surfaces that feel premium, polished, and captivating. Elevate your spaces with interiors that are luminous, refined, and endlessly stylish.

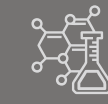
Gloss That Captures Every Glance



CE CERTIFIED



100% UREA FREE



CARDANOL FREE




ECO FRIENDLY LOW VOC-ODOR



HG 5704

40 x 80

W HG 5704 - TWILIGHT GREY



HG 5158

225 x 335

W HG 5158 - ARCTIC CARRARA



*Polished Perfection,
Crafted for Life*

Transform furniture, walls, and countertops into focal points of luxury and contemporary design.



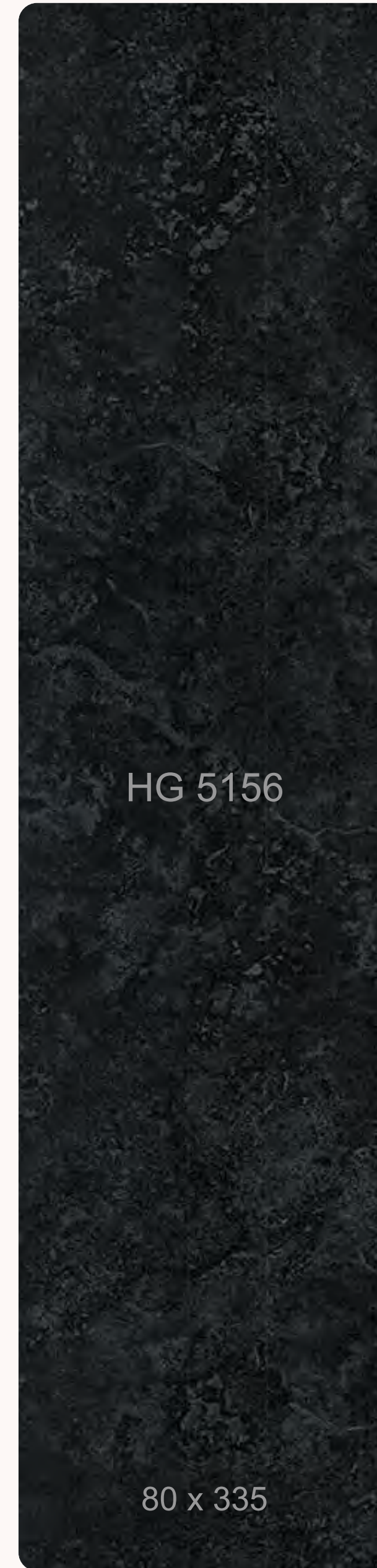
HG 5159

225 x 335

W HG 5159 - DOVE GREY VEIL



W HIGH GLOSS



HG 5156

80 x 335

W HG 5156 - ARTISON LUXE



HG 5163

185 x 335

W HG 5163 - STORM CALACATTA



W
79
80

NEW DESIGN | BEST SELLER | PREMIUM



W HG 5157 - TRANQUIL CREST MARBLE

W HG 5152 - TRANQUIL TIDES MARBLE





HG 5177

130 x 335



HG 5180



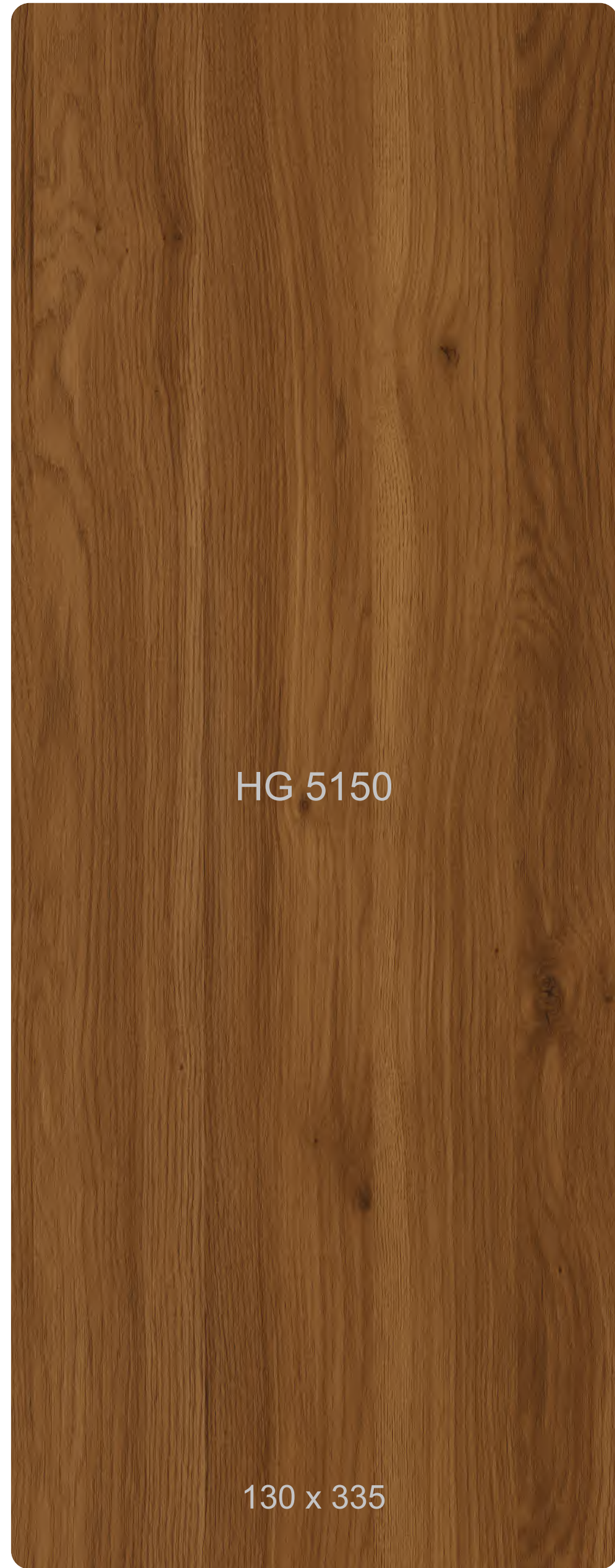

Bring the soul of wood into your spaces with laminates that combine natural textures with premium design.

*Enduringly Stylish
Environments*



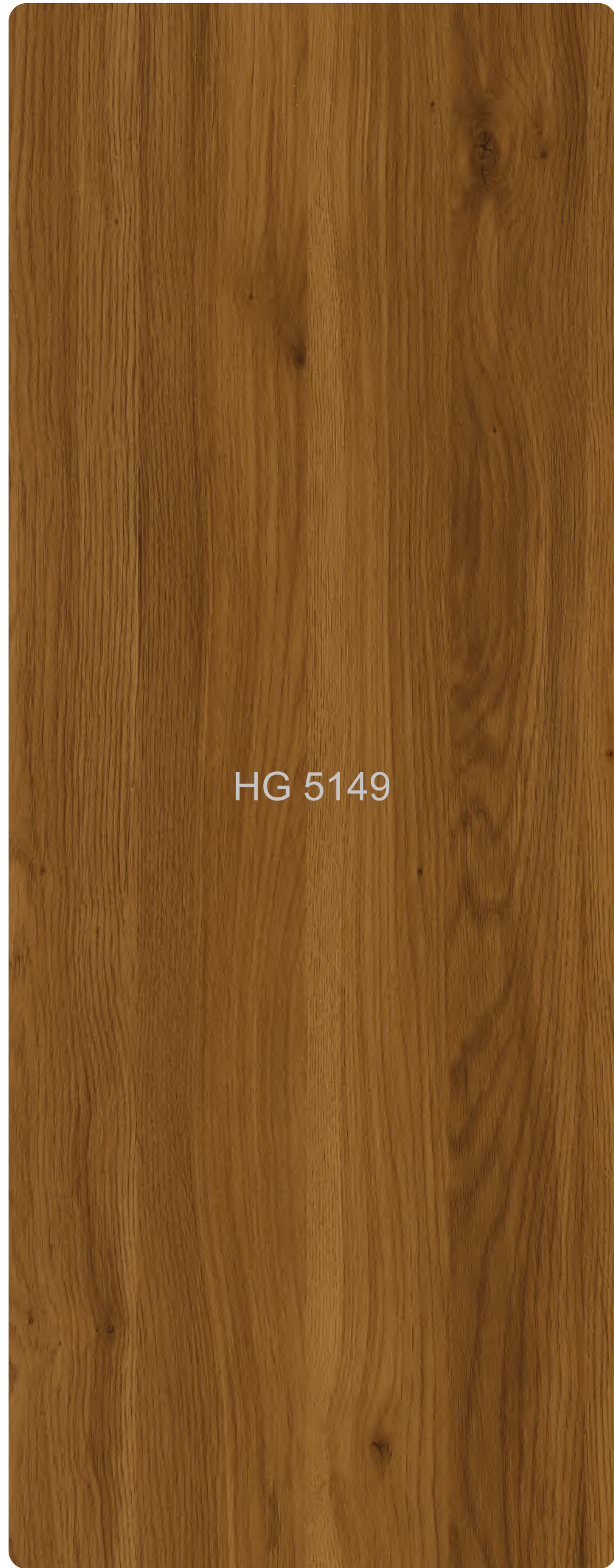
HG 5182

225 x 335



HG 5150

130 x 335



HG 5149

Stylish And Effortlessly Welcoming

Every surface tells a story through its subtle grains, textures, and tones, adding warmth and personality to furniture and walls.



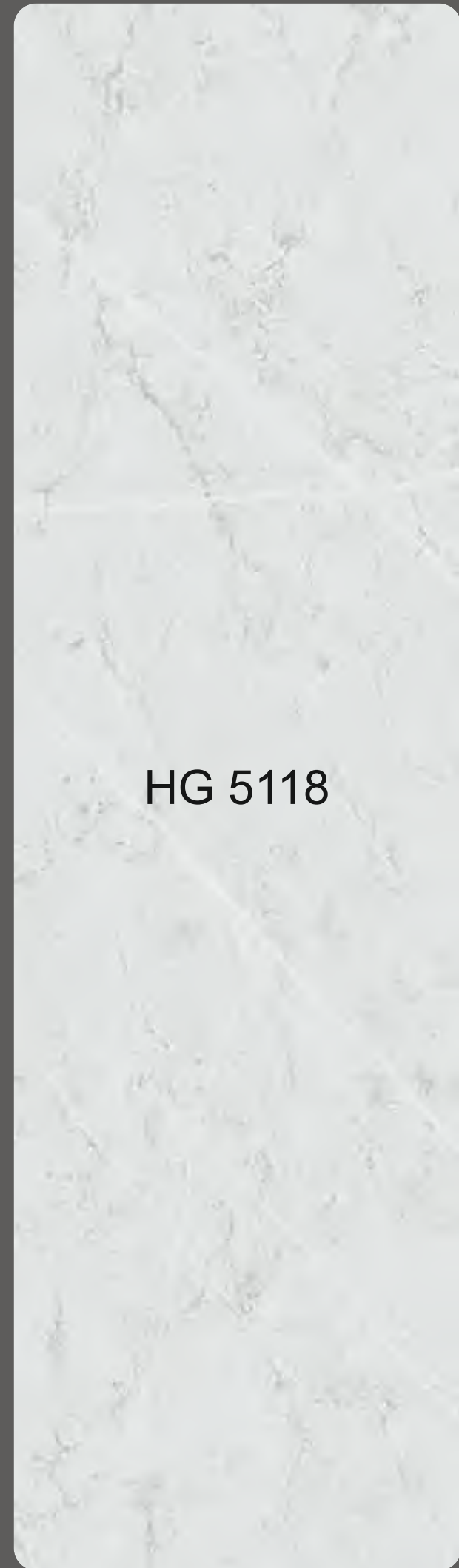
HG 5137

80 x 335



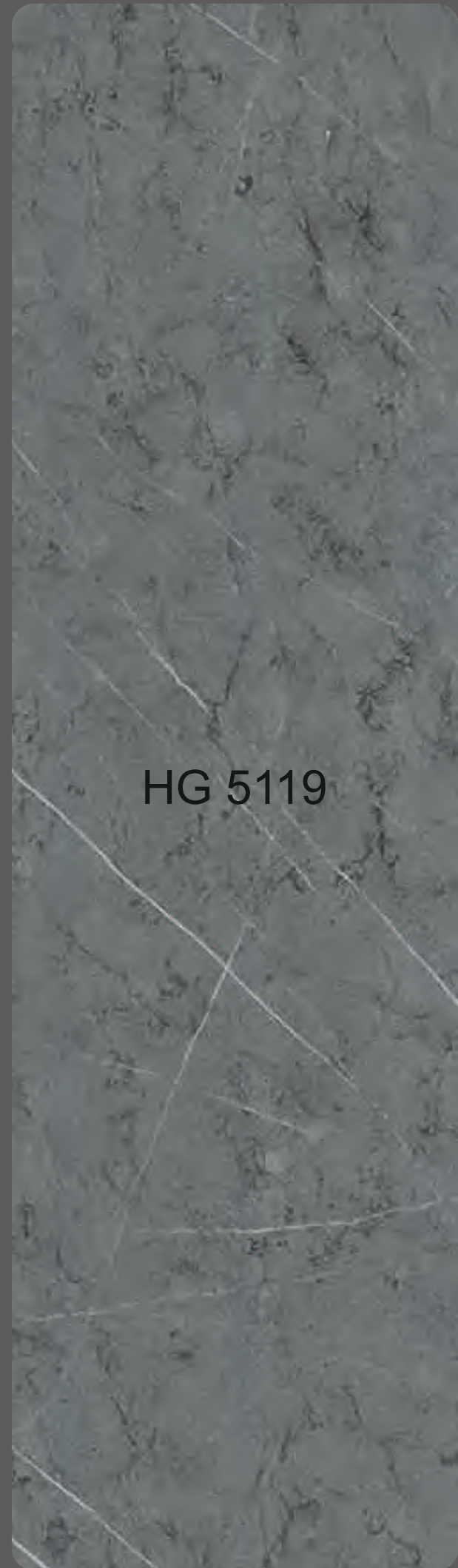
HG 5148

185 x 335



HG 5118

W HG 5118 - ARCTIC FROST MARBLE 



HG 5119

W HG 5119 - ARCTIC GRAPHITE MARBLE 



HG 5120


80 x 280

W HG 5120 - SLATE SYMPHONY MARBLE 



HG 5154


280 x 280

W HG 5154 - ARTISON STONE 



*Premium, Polished,
And Captivating*

Capture the essence of fine high gloss with laminates designed for contemporary living. Each pattern reflects natural movement and organic depth, adding sophistication to walls, counters, and furniture.



HG 5167


130 x 280

W HG 5167 - MOCHA LINEAR



HG 5174

W HG 5174 - TAWNY GRAIN



HG 5173

W HG 5173 - SLATE GRAIN



HG 5166

130 x 280

W HG 5166 - PATINA OCEAN FORGE

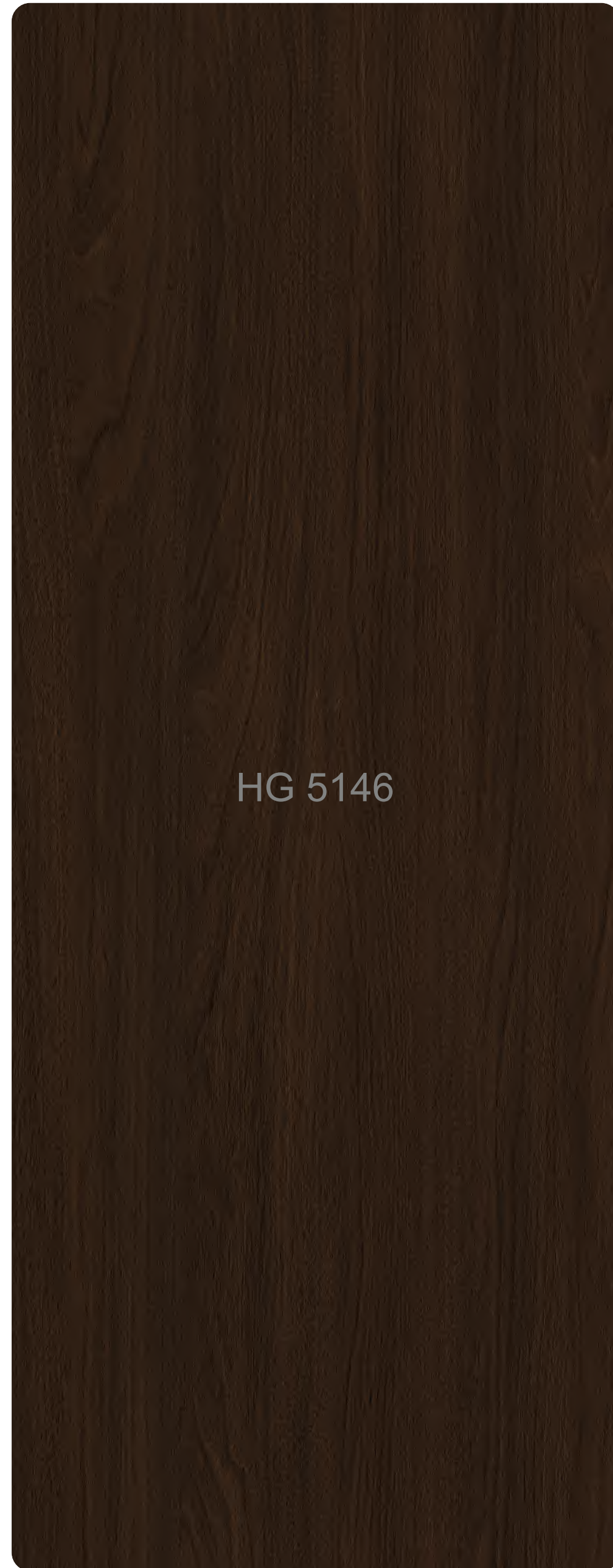


Subtle grains, flowing textures, and warm tones give furniture and interiors an artistic edge.



HG 5145

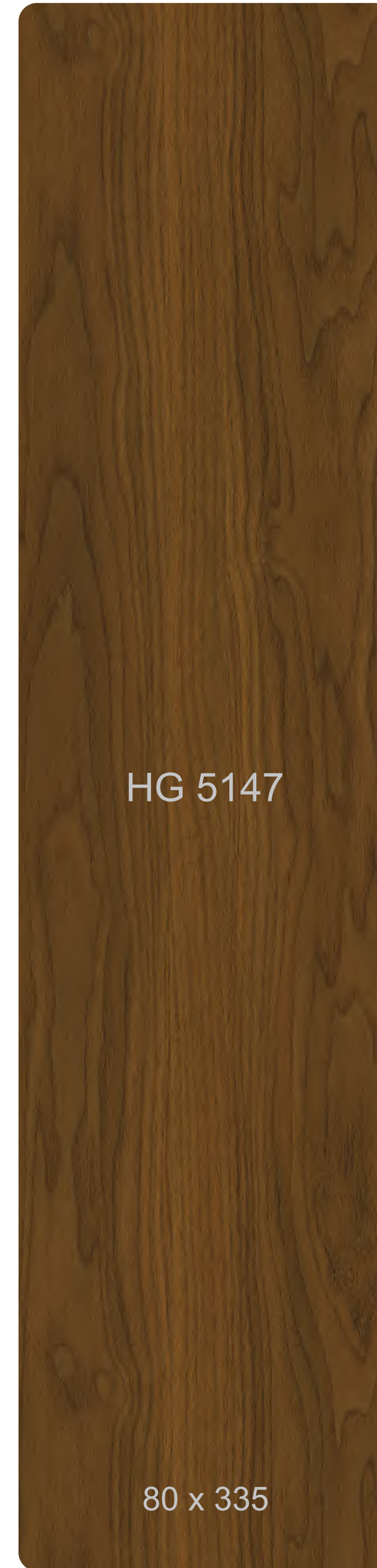
130 x 335



HG 5146

Premium Design Statements

Redefine interiors with wood laminates that balance natural beauty and contemporary sophistication.



HG 5147


80 x 335



HG 5153


185 x 335

*Celebrate interiors that are stylish.
Warm, full of personality.*





HG 5107

W HG 5107 - WOODLAND TRAIL 





HG 5108

W HG 5108 - WOODLAND DRIFT 




HG 5102

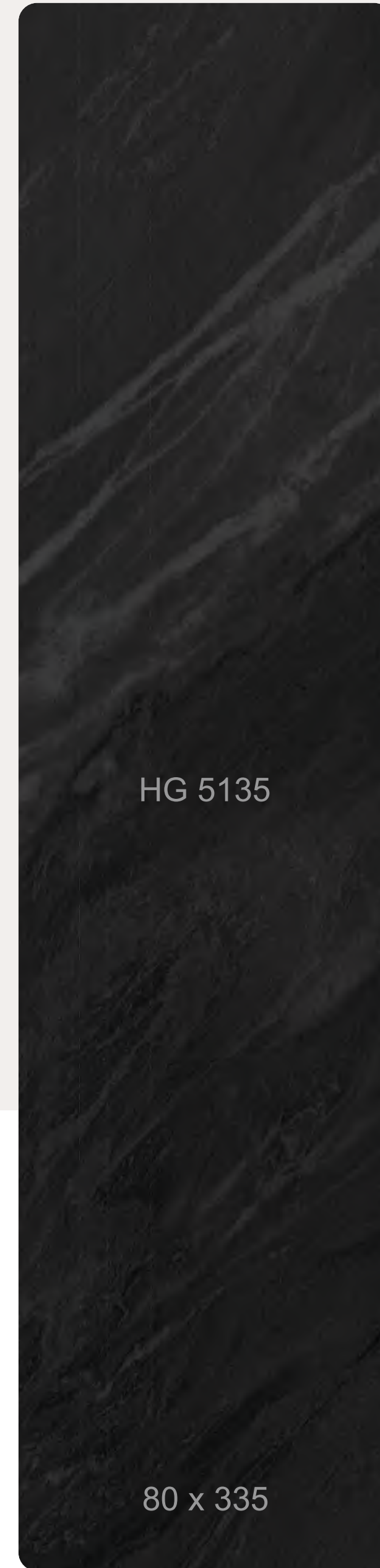
W HG 5102 - SALVADOR OAK 



HG 5116


130 x 155


W HG 5116 - TROPICAL TEAK WOOD 



HG 5135


80 x 335

W HG 5135 - GALAXY MARBLE 




HG 5134

185 x 335


W HG 5134 - ASH AURA MARBLE 





HG 5104

W HG 5104 - MAJESTY WOOD




HG 5103

W HG 5103 - NORDIC OAK



HG 5133

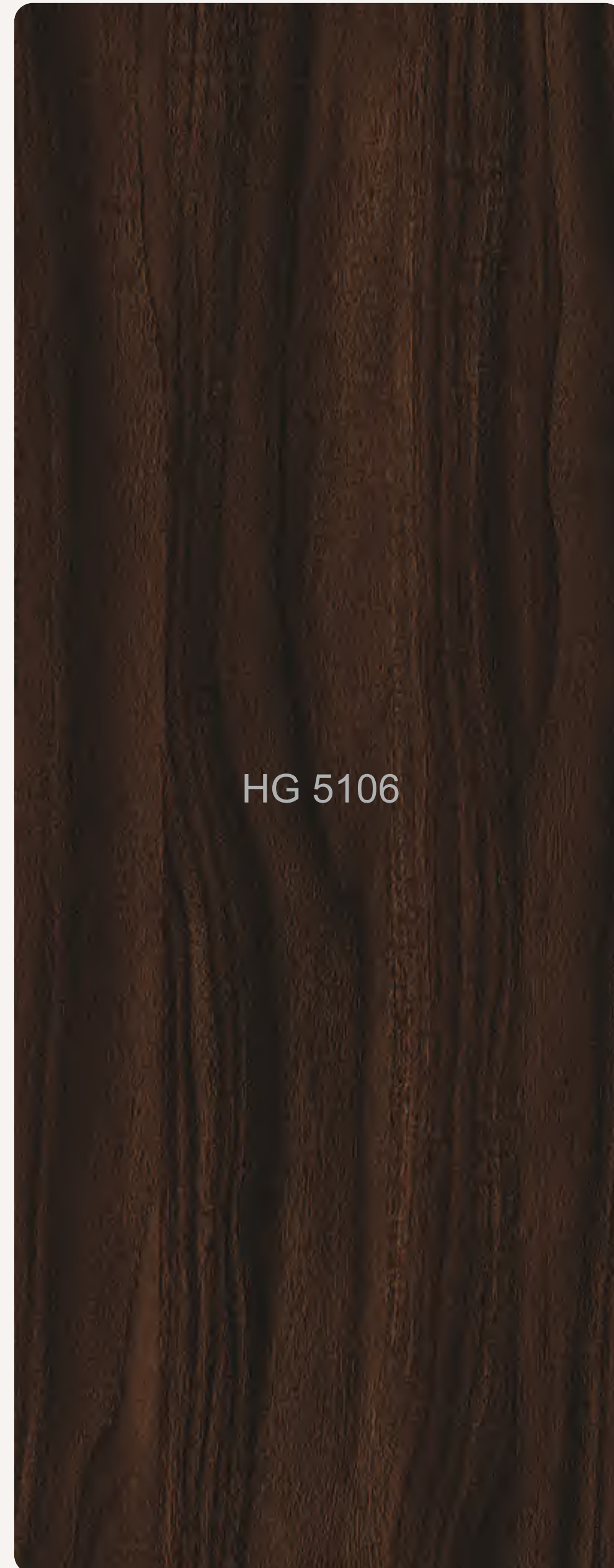
W HG 5133 - TWISTY TRUNK WOOD



HG 5127

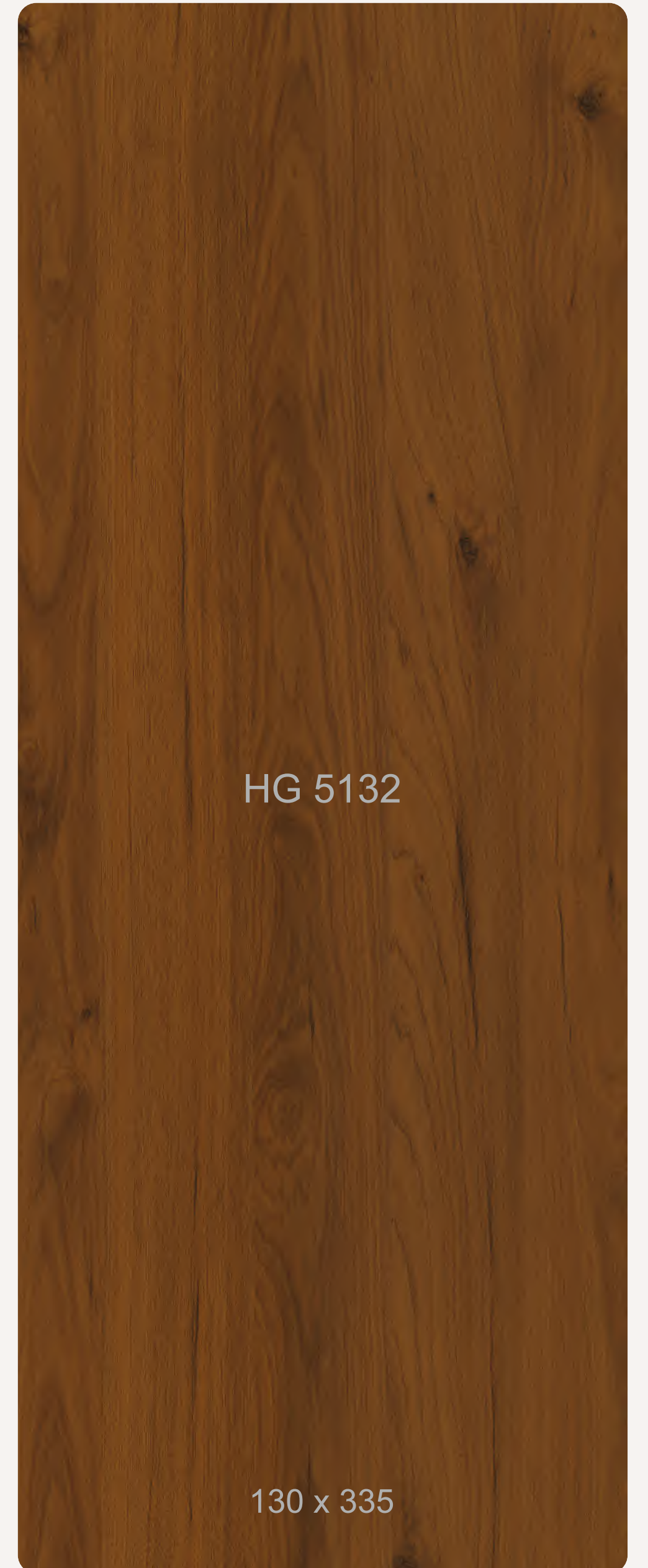
130 x 155

W HG 5127 - TWILIGHT TIMBER WOOD



HG 5106

W HG 5106 - DARK WOOD TIMBERLAND



HG 5132


130 x 335

W HG 5132 - METRO WOOD



SF 5145

W SF 5145 - COSMIC BLISS WOOD




SF 5146

W SF 5146 - COSMIC TEAK WOOD



SF 5149


W SF 5149 - OAK OASIS



SF 5150


130 x 155

W SF 5150 - REGAL OAK OASIS



SF 5175


W SF 5175 - SUNSET PINE RIDGE



SF 5176

130 x 335

W SF 5176 - LUNA LIGHTWOOD





SF 5103

W SF 5103 - NORDIC OAK




SF 5104

W SF 5104 - MAJESTY WOOD



SF 5107

W SF 5107 - WOODLAND TRAIL



SF 5108

130 x 155

W SF 5108 - WOODLAND DRIFT

*Natural Layers,
Modern Stories*

Our wood laminates bring depth, texture, life into interiors with each surface telling its own story. Turn every corner into a space that feels thoughtful, stylish, enduringly premium.



SF 5181

W SF 5181 - MOCHA EMBER



SF 5178

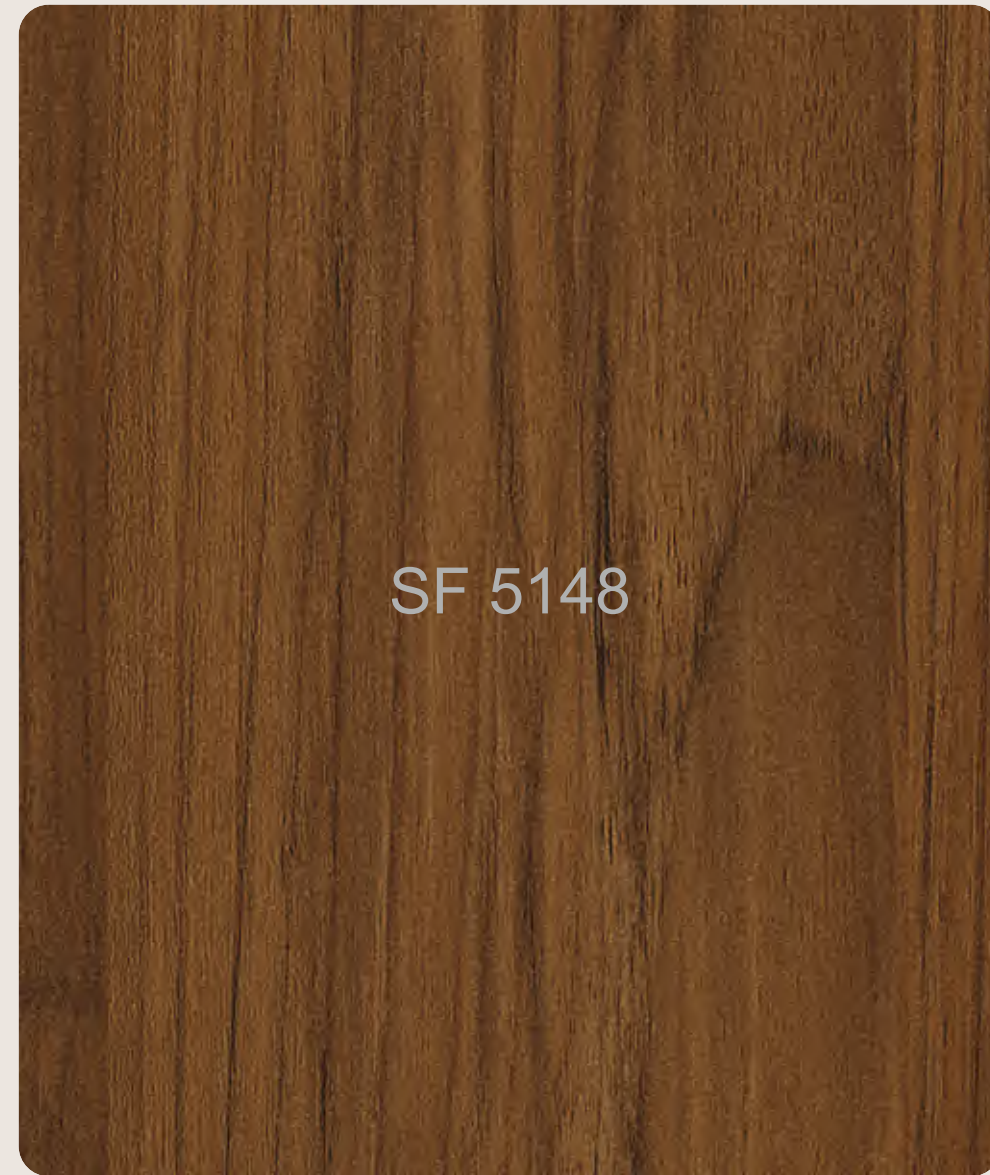
130 x 335

W SF 5178 - SHADOW WALNUT



SF 5147

W SF 5147 - BLOSSOM WOOD



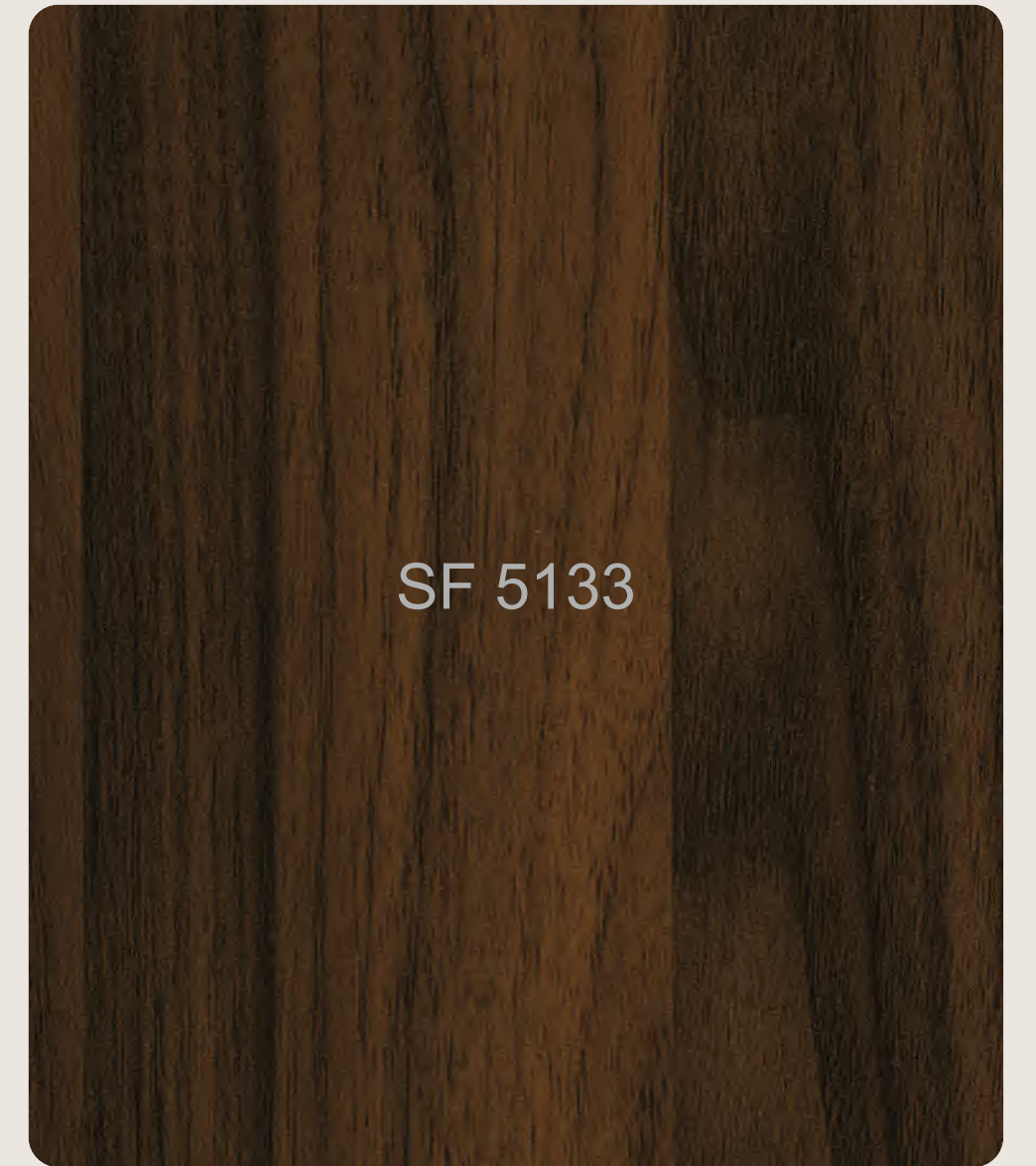
SF 5148

W SF 5148 - BLOSSOM CHIC



SF 5132

W SF 5132 - METRO WOOD




SF 5133

W SF 5133 - TWISTY TRUNK WOOD



SF 5129

W SF 5129 - OPULENT PRIMA WOOD



SF 5128

130 x 155

W SF 5128 - OPULENT WOOD



SF 5102

W SF 5102 - SALVADOR OAK



SF 5131

130 x 155

W SF 5131 - BROOKS WALNUT




SF 5115

W SF 5115 - TROPICAL WOOD



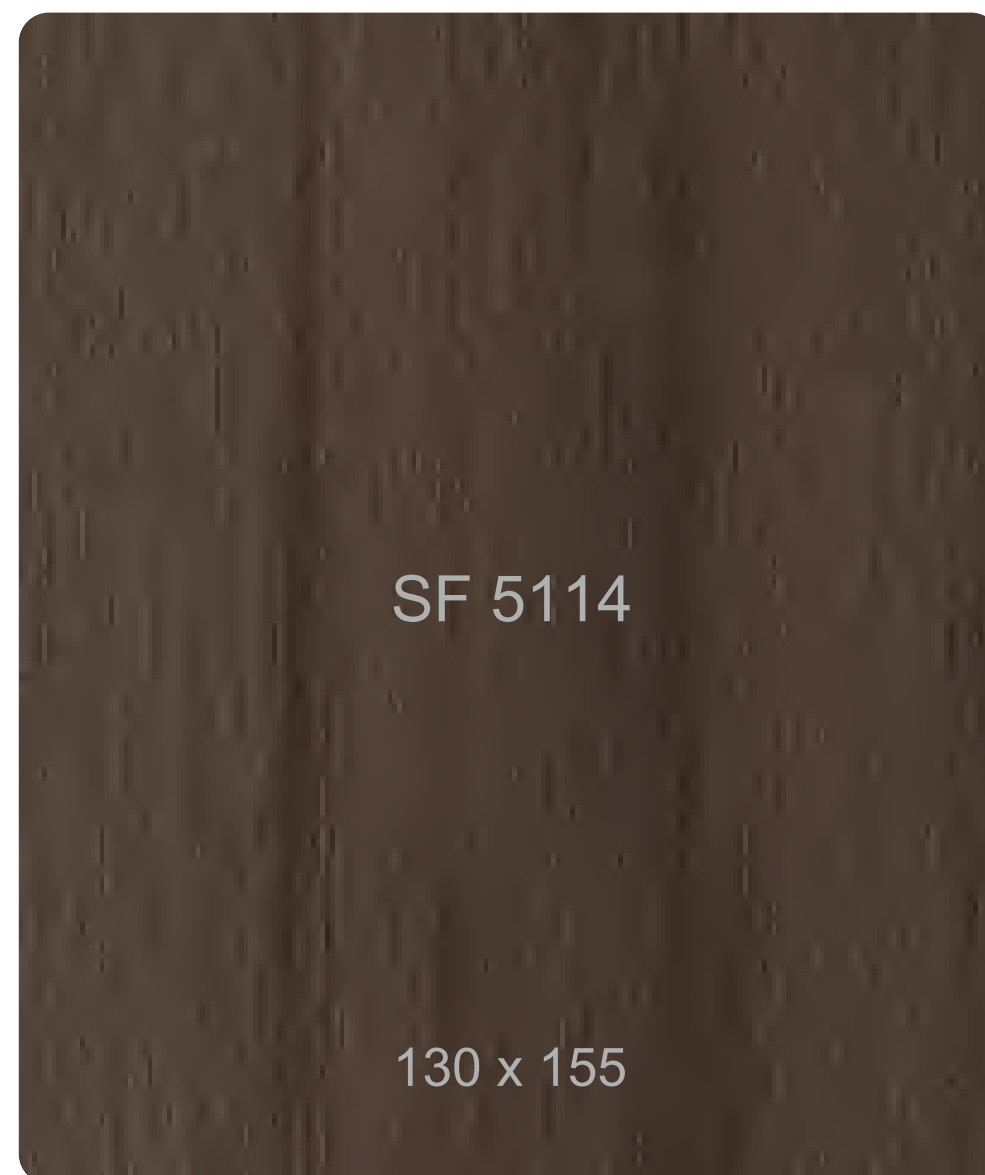
SF 5127

W SF 5127 - TWILIGHT TIMBER WOOD



SF 5116

W SF 5116 - TROPICAL TEAK WOOD



SF 5114

130 x 155

W SF 5114 - TIMELESS OAK FUSION

*Interiors Reflect
A Timeless Balance*

Nothing feels added, nothing feels forced.
Surfaces settle naturally into the interior.
Making spaces feel whole and intentional.



SF 5106

W SF 5106 - DARK WOOD TIMBERLAND



SF 5130

130 x 335

W SF 5130 - BROOKS MAPLE

SR. NO.	DESIGN	FINISH	PG
1	2105	ZM	03
2	2108	ZM	03
3	2110	ZM	03
4	2116	ZM	03
5	2120	ZM	03
6	2124	ZM	03
7	2124	GS	06
8	2125	ZM	03
9	2125	ZH	32
10	2126	ZM	03
11	2126	JU	30
12	2127	ZM	03
13	2127	ZH	56
14	2128	ZM	03
15	5102	EW	46
16	5102	HG	93
17	5102	SF	102
18	5103	TN	30
19	5103	HG	95
20	5103	SF	99
21	5104	WD	54
22	5104	HG	95
23	5104	SF	99
24	5105	DO	72
25	5106	BW	50
26	5106	SV	62
27	5106	DO	70
28	5106	HG	96
29	5106	SF	104
30	5107	TN	29
31	5107	EW	46
32	5107	DO	69
33	5107	HG	93
34	5107	SF	99
35	5108	TN	29
36	5108	BW	51
37	5108	DO	69
38	5108	HG	93
39	5108	SF	99
40	5109	SV	63
41	5114	MS	53
42	5114	WD	53
43	5114	SF	103
44	5115	SV	65
45	5115	SF	103
46	5116	SV	65
47	5116	HG	93
48	5116	SF	103
49	5117	ZM	14
50	5117	SV	65
51	5117	DO	71
52	5117	SF	104
53	5118	MT	41
54	5118	RK	68
55	5118	HG	87
56	5119	MT	41
57	5119	RK	68
58	5119	HG	87
59	5120	MT	41
60	5120	RK	68
61	5120	HG	87
62	5127	HG	95
63	5127	SF	103
64	5128	SV	66
65	5128	SU	73

SR. NO.	DESIGN	FINISH	PG
66	5128	SF	101
67	5129	SV	66
68	5129	SU	74
69	5129	SF	101
70	5130	CR	48
71	5130	SV	64
72	5130	SF	104
73	5131	CR	47
74	5131	SV	63
75	5131	SF	102
76	5132	SV	60
77	5132	HG	96
78	5132	SF	102
79	5132	ZC - H	31
80	5133	SV	61
81	5133	HG	95
82	5133	SF	102
83	5133	ZC -H	32
84	5134	MT	42
85	5134	IS	49
86	5134	HG	94
87	5135	MT	42
88	5135	IS	49
89	5135	HG	94
90	5137	MT	36
91	5137	IS	48
92	5137	HG	86
93	5140	EW	45
94	5142	DO	71
95	5145	EW	44
96	5145	HG	91
97	5145	SF	97
98	5146	EW	44
99	5146	HG	91
100	5146	SF	97
101	5147	MT	39
102	5147	EW	45
103	5147	SV	61
104	5147	HG	92
105	5147	SF	101
106	5148	CF	25
107	5148	MT	36
108	5148	SV	62
109	5148	HG	86
110	5148	SF	101
111	5149	CF	25
112	5149	MT	38
113	5149	SV	57
114	5149	HG	85
115	5149	SF	97
116	5150	MT	34
117	5150	SV	58
118	5150	HG	85
119	5150	SF	97
120	5152	MT	37
121	5152	IS	52
122	5152	HG	82
123	5153	MT	40
124	5153	HG	92
125	5154	CF	26
126	5154	MT	35
127	5154	HG	88
128	5156	BF	07
129	5156	CF	26
130	5156	MT	40

SR. NO.	DESIGN	FINISH	PG
131	5156	IS	52
132	5156	HG	80
133	5157	MT	37
134	5157	IS	50
135	5157	HG	81
136	5158	BF	08
137	5158	HG	78
138	5159	ZM	18
139	5159	HG	79
140	5160	ZM	15
141	5160	HG	77
142	5161	ZM	12
143	5162	ZM	16
144	5162	HG	76
145	5163	ZM	14
146	5163	HG	80
147	5164	SM	55
148	5165	SM	55
149	5166	SM	20
150	5166	HG	90
151	5167	SM	34
152	5167	HG	89
153	5168	ZK	27
154	5169	ZK	27
155	5170	ZK	28
156	5171	BF	09
157	5172	BF	74
158	5173	JU	28
159	5173	HG	90
160	5174	JU	58
161	5174	HG	89
162	5175	ZM	17
163	5175	ZH	56
164	5175	SF	98
165	5176	ZM	17
166	5176	ZE	21
167	5176	SF	98
168	5177	ZE	21
169	5177	ZH	24
170	5177	HG	83
171	5178	BF	10
172	5178	ZH	24
173	5178	SF	100
174	5179	ZM	13
175	5179	ZH	24
176	5180	BF	06
177	5180	ZM	13
178	5180	HG	83
179	5181	ZM	12
180	5181	ZK	28
181	5181	SF	100
182	5182	ZE	22
183	5182	HG	84
184	5183	ZE	20
185	5201	HG	04
186	5202	HG	04
187	5204	HG	04
188	5205	HG	04
189	5209	HG	04
190	5213	HG	04
191	5216	HG	04
192	5217	HG	04
193	5701	HG	04
194	5702	HG	04
195	5703	HG	04

SR. NO.	DESIGN	FINISH	PG
196	5704	HG	04
197	5705	HG	04
198	5706	HG	04
199	5707	HG	04
200	5707	BF	08
201	5708	HG	04
202	5708	BF	08
203	5803	HG-GL	01
204	5804	HG-GL	01
205	5805	HG-GL	02
206	5806	HG-GL	01
207	5807	HG-GL	01
208	5809	HG-GL	02
209	5810	HG-GL	02
210	5811	HG-GL	01
211	5812	HG-GL	02
212	5813	HG-GL	01
213	5814	HG-GL	02
214	5815	HG-GL	02
215	5816	HG-GL	01
216	5817	HG-GL	02
217	5818	HG-GL	02
218	5819	HG-GL	02
219	5820	HG-GL	01

Stylish And Effortlessly Welcoming

Transform furniture, walls, countertops into focal points of luxury and contemporary design.



PREMIUM BEST SELLER NEW DESIGN


Product : High Pressure Decorative Laminated Sheets
Size : 2440mm x 1220mm (8x4 Ft.)
Thickness : 1mm (+/- 10%) (Other Thickness Available on Request)

Limited Warranty : Wild Book warrants That its products are reasonably free from manufacturing defects. The products when properly used, will comply, with normal deviations, to related Manufacturing Specification. It excludes damage resulting from accidents, Abuse or lake of care, improper use and /or any alternation. It is Recommended that the product must be inspected prior to installation and our liability will be limited to the extent of the cost of the product only.
 Wild Book Laminates are used for various applications, without possibility of control over the manufacturing of the finished product. The company does not assume obligations or liabilities arising from the Furnishing, Sale, Installation or Repair, use or subsequent sale of any product, to any person or entity.


Care & Maintenance : Cleaning should be carried out with a soft moist cloth and warm solution. Do not use detergents containing abrasive particles or excess soda.

Note : - Laminates are recommended for the indoor use only. Not to be exposed to direct sunlight.
 - The sample shown here only indicative of the color, patterns, finishes and not actual thickness.
 - It is advisable to view full laminate sheets for actual patterns before purchase.
 - Special thickness and finishes can be made available on request.

PROPERTIES	Specified Values as per IS:2046-1995	OUR CONFIRMS
Thickness	1.00 mm (± 10%)	✓
Resistance to Surface wear	350 (Revolutions)	✓
Resistance to immersion in boiling water -Mass increase (%) -Thickness increase (%)	10.0% (Maximum) 11.8% (Maximum)	✓ ✓ ✓
Resistance to dry heat 180°C	Not worse than 4	✓
Dimensional Stability at deviated temperature -Longitudinal (%) -Transverse (%)	0.55% (Maximum) 0.9% (Maximum)	✓ ✓
Dimensional Stability at 20°C -Longitudinal (%) -Transverse (%)	0.375% (Maximum) 0.600% (Maximum)	✓ ✓
Resistance to impact by small diameter ball	20 N (Minimum)	✓
Resistance to cracking	Not worse than 4	
Resistance to scratching	2N (Minimum)	✓
Resistance to staining	Not worse than 5	✓
Resistance to color change (Wool standard) -In xenon arc light -In enclosed carbon arc light	Not worse than 6 Not worse than 5	✓ ✓
Resistance to cigarette burns	Not worse than 3	✓
Resistance to steam	Not worse than 4	✓
Appearance	Should be free From foreign particals	✓




Do not use active acidic chemicals or sharp / wired brushes for cleaning the HPL Laminates surfaces.




Extra care required in vertical pasting of Laminated sheet as there is possibility of bubbles due to lack of uniform pressure.




Cracking at corners & around cuts may be caused by improper conditioning, Improper bonding, poor planning. Avoid all these to prevent cracking at corners.



Avoid Direct sunlight / continuous light from the HPL Sheet These may cause to color fading due to UV Rays



No claim will be entertained For cracking arising out of Groove currying or I. Shape



No claim will be Entertained for air bubbles