



MFG. BY :
REBECCA LAMINATES

8-A, National Highway(Morbi-Kandla Highway)
At Bahadurgadh, Morbi - 363642. Dist. : Morbi, Gujarat - INDIA.
Cell : +91 97129 62848
www.rebeccalaminates.com | info@rebeccalaminates.com



LAYERS OF
**LASTING
LUXURY**

MORE THAN A FINISH – IT'S A FEELING.
EACH LAMINATE REFLECTS QUIET SOPHISTICATION
AND PREMIUM BUILD.



Rivva[®]
LAMINATES

TRADITION REIMAGINED

Step into a realm where elegance becomes your canvas, effortlessly infusing each space with timeless grace and refined charm. Our curated selection encapsulates the essence of sophisticated design, elevating surroundings into expressions of enduring beauty and allure. Immerse yourself in the artistry of each element, where a seamless blend of form and function unveils a symphony of elegance, allowing you to embrace a world of refined living through every meticulously crafted detail. Welcome to a journey where you truly embrace elegance.

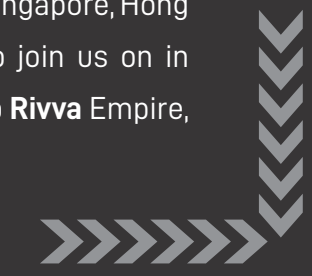
"RIVVA" stands as a prominent laminate brand, forged by one of India's premier manufacturers, presenting high-pressure decorative laminates for all interior applications. Within the realm of RIVVA, we have cultivated unparalleled expertise, ensuring our offerings align seamlessly with application needs and market desires. In collaboration with adept architects, designers, and developers, we've crafted innovative surfacing solutions that harmonize with contemporary design trends. Our steadfast commitment to evolution fuels our ongoing design process, positioning us as a preferred choice for clients while nurturing symbiotic relationships with suppliers and partners. Centred on market satisfaction, our endeavours stem from consistent dialogue with design pioneers and consumers, resulting in purposeful products that resonate with both function and demand. RIVVA proudly holds an ISI certification, attesting to product quality & offering architects, designers, & patrons a vibrant & wholesome option for domestic or professional spaces to thrive in.



Rivva[®]
LAMINATES

LEGACY WOVEN IN EVERY LAYER

At **Rivva** Empire, we understand the power of your dreams and the influence they hold in shaping your surroundings. Our laminates play a pivotal role in bringing your dreams to life, transforming living spaces into vibrant havens, workplaces into inspiring realms, and play areas into joyful landscapes. With an array of designs, colors, and textures, we offer a personalised experience that reflects your unique style and caters to your specific budget. Our commitment to excellence is evident through our adherence to international standards such as ISO 9001-2008 and ISO 2046 (151), ensuring your comfort, well-being, security, and confidence. By consistently delivering high-quality products and employing world-class equipment and premium base paper, we ensure superior brand quality that surpasses expectations. With an unwavering focus on research, development, and continuous quality monitoring, we stay at the forefront of product innovation. As we expand our footprint globally, exporting to esteemed markets in Europe, the US, Africa, Singapore, Hong Kong, Indonesia, Australia, and beyond, we invite you to join us on a journey where your dreams are truly realized. Welcome to **Rivva** Empire, when dreams become vibrant realities.



APPLICATIONS



BATHROOM



KITCHEN



FURNITURE



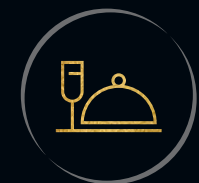
HOSPITAL



SUPER MARKET



INDUSTRIAL



HOTEL



OFFICE

FEATURES



ANTI FINGER
PRINTS



SMOOTH
FINISH



STAIN
RESISTANT



SCRATCH
RESISTANCE



EASY TO
CLEAN



HEAT
RESISTANCE






100%
PHENOLIC



WATER
RESISTANCE

3D VISION CHECK SEE IT - FEEL IT - BELIEVE IT



3D

Our 3D Vision Check lets you explore textures, finishes, and shades with lifelike depth and dimension — just like they're already on your walls.

SCAN SMART DISCOVER MORE



WEBSITE



FULL SHEET



E-CATALOGUE

Let's Explore INDEX

Where numbers whisper stories. Let's explore the narratives of surface.
This index is your key to unlocking the narratives of our laminate collections

69 | AM
ANTIQUÉ MEADOW

75 | BS
BLENDED SATIN

70 | CR
CLASSIC RIDGE

64 | EN
ENIGMA NOIR

08 | GF
GLOSSY FLUTE

79 | GW
GRAIN WEAVE

01 | HG
GLITTER

03 | HG - PLAIN COLOR
HIGH GLOSS

27 | HG
HIGH GLOSS

25 | H HC
HAZELWOOD CHARM

63 | HW
HEXA WENGE

11 | JU
JUTE FINISH

61 | KS
KRYSTAL STRATA

83 | MT
MATT

06 | MT - PLAIN COLOR
MATTE TEXTURE

88 | OC
OAK CREST

59 | PS
PEBBLE STONE

56 | RB
RUSTIC BREEZE

87 | RW
RUSTIC WALNUT

13 | RP
RADIANT PORCELAIN

85 | SC
SATIN CEDAR

55 | SG
SILK GRANDEUR

71 | SV
SILK VENEER

89 | SF
SUEDE FINISH

77 | VG
VERDANT GRAIN


62 | VW
VALLEY WAINSCOT

05 | ZM - PLAIN COLOR
ZESTY MATTE


17 | ZM
ZESTY MATTE

66 | ZM
ZINNIA MIST

57 | WL
WOODLINE LUXE



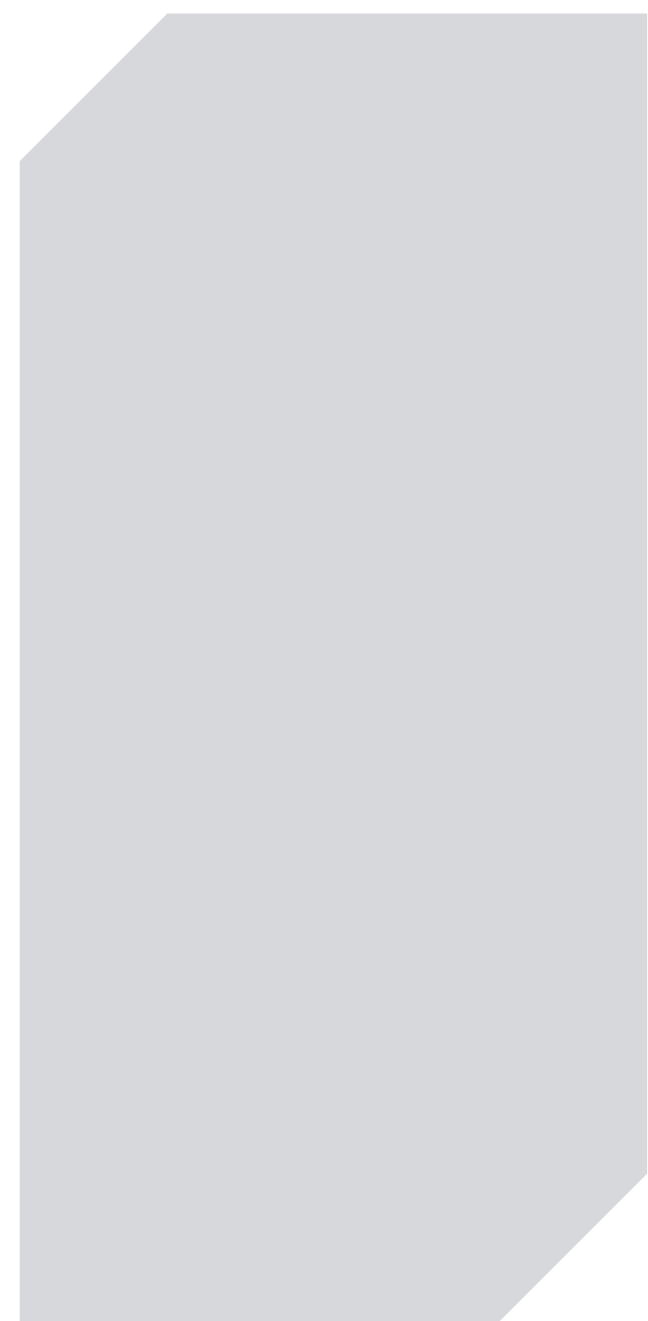
HG | 3311 PR




HG | 3304 PR




HG | 3307 PR



HG | 3305 PR



HG | 3303 PR



HG | 3306 PR


A CANVAS FOR CREATIVE LIVING
Let your surfaces be the first brushstroke of your interior style



HG | 3301 PR




HG | 3308 PR



HG | 3302 PR



HG | 3310 PR



HG | 3309 PR



HG HIGH GLOSS



HG | 301

HG | 324

HG | 328

HG | 387

HG | 385




HG | 386

HG | 354

HG | 355

HG | 388

HG | 338



HG | 305

HG | 389

HG | 383

HG | 382

HG | 381



HG | 384

HG | 390

HG | 322

HG | 325

HG | 380




HG | 320

HG | 340

HG | 356

BRING A MIRROR-LIKE CLARITY, SHARP COLOR DEPTH, AND A LUXURIOUS FINISH.



ZM | 389 ZM | 383 ZM | 382 ZM | 390 ZM | 381




COLOR IN MOTION
TEXTURE IN DETAIL

Every shade tells a story of emotion and energy.



ZM | 384 ZM | 385 ZM | 388 ZM | 387 ZM | 386



MT | 301 MT | 305 MT | 320 MT | 340

REFINEMENT IN
EVERY LAYER

More than looks—our laminates offer layered craftsmanship and meaning.



MT | 338 MT | 322 MT | 325 MT | 380



MT | 356 MT | 328 MT | 324 MT | 355 MT | 354




BEYOND THE SURFACE

Not just a finish, but a feeling. Our laminates elevate every space with thoughtful design and enduring quality

HG | 322

GF GLOSSY FLUTE

Rivva[®]
LAMINATES



GF | 6170



STYLISHED
WASHED



STRENGTH
STYLED SUBTLY

Designed to impress, built to endure. A perfect blend of elegance and lasting performance




GF | 6156



GF | 6155





JU | 6167



SF | 6177




JU | 6168





BLO
TONE
NE



RP | 6147



RP | 6146




A
FINISH
ABOVE
ALL

We don't just finish surfaces—
we refine experiences with excellence
that speaks softly, but strongly.



RP | 6159






WHERE TEXTURE
TELLS STORIES

Every grain and finish is a reflection of thoughtful design—
bringing nature's charm into modern spaces.





ZM | 6166



TIMELESS LAYERS
TODAY'S LIVING

Crafted for now, inspired by then. Our laminates bring heritage and modernity to harmony



ZM | 6165





ZM | 6170



ZM | 6169



FIN
LFL
EX



INSPIRED INTERIORS
BEGIN HERE

Elevate every corner with surfaces that feel as good as they look




ZM | 6163






BUILT TO FEEL
MADE TO LAST

Tactile finishes meet tough durability—because beauty should never compromise on strength




ZM | 6167



ZM | 6168



ZM | 6175




ZM | 6172



ZM ZESTY MATTE

- EASY TO CLEAN
- ANTI BACTERIAL
- CLIMATE STABILITY
- DIMENSIONAL STABILITY



ZM | 6171



RP RADIANT PORCELAIN

Rivva[®]
LAMINATES



RP | 6160




HHC HAZELWOOD CHARM

WHERE MINIMAL SHINES,
WHERE QUALITY STAYS


Rivva[®]
LAMINATES



HC | 6120




HHC | 6135




HHC | 6136



HHC | 6112



HHC | 6174



HHC | 6175





CRAFT MEETS
INNOVATION


Traditional design values meet cutting-edge laminate technology—for a look that never fades



HG | 380

HG HIGH GLOSS


Rivva®
LAMINATES



HG | 6164



NATURAL PATTERNS,
TIMELESS FEEL



DESIGN THAT
BREATHES

Let your spaces feel alive. Our surfaces are inspired by nature and perfected by technology



HG | 6170



HG | 6171



THE NATURAL TOUCH OF MODERN LIVING

Crafted from nature's textures with a contemporary finish

EVE
R
G
R
E
N



HG | 6162





HG | 6160



HG | 6163



CRAFT MEETS
INNOVATION

Traditional design values meet cutting-edge laminate technology—for a look that never fades



ELEGANCE WOVEN IN WOODGRAIN


Our textures feel real because they are inspired by nature's finest



HG | 6155



HG | 6156



HG | 6158



IMPORTED PAPER 100% PHENOLIC

35 36

HARMONIOUS

IN HARMONY WITH NATURE, IN SYNC WITH STYLE



CONTEMPORARY
CLASSIC

Blend modern and classic design effortlessly with versatile laminates,
providing the perfect balance of elegance and charm.



HG | 6157

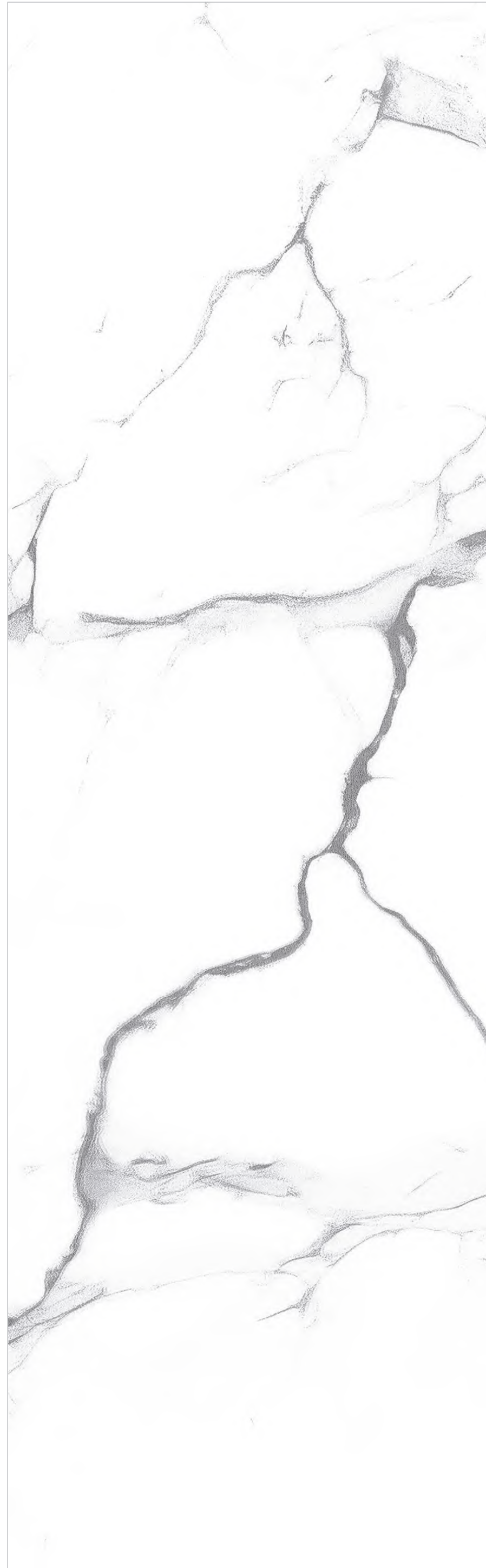


RICH HUES AND INTRICATE
GRAINS FOR A UNIQUE TOUCH



HG | 6174





HG | 6161



SUBTLE
LUXURY,
EVERYDAY

Bring a touch of elegance into your daily life with laminates that feel luxurious, yet liveable.



HG | 6153



HG | 6127



HG | 6159





HG HIGH GLOSS

Rivva[®]
LAMINATES




100% PHENOLIC
IMPORTED PAPER

41
42


NATURALLY INSPIRED
EXPERTLY DESIGNED

Bringing the calm of the forest and the edge of innovation into every layer





HG | 6151



HG | 6150




HG | 6149



HG | 6152



HG | 6147



HG | 6148



HG HIGH GLOSS

- EASY TO CLEAN
- ANTI BACTERIAL
- CLIMATE STABILITY
- DIMENSIONAL STABILITY

ENDURING BEAUTY AND SOPHISTICATION
TO YOUR LIVING SPACES



HG | 6133



HG | 6122



HG | 6143




HG | 6136



HG | 6135






HG | 6103



HG | 6104



HG | 6117



HG | 6132



HG HIGH GLOSS

- EASY TO CLEAN
- ANTI BACTERIAL
- CLIMATE STABILITY
- DIMENSIONAL STABILITY

SIMPLE IN VISION,
SUPERIOR IN RESULT

Rivva[®]
LAMINATES




HG | 6105



HG | 6106



HG | 6101



HG | 6102






HG | 6129



HG | 6140



HG | 6108




HG | 6109





HG | 6141



HG | 6107



HG | 6119



HG | 6120






SG | 6160



SG | 6170



RB | 6173



RB | 6176





WL | 6135



WL | 6140



WL | 6129



WL | 6174



WL | 6177




PS PEBBLE STONE



A TOUCH OF WARMTH
AND COMFORT


Rivva[®]
LAMINATES



PS | 6151



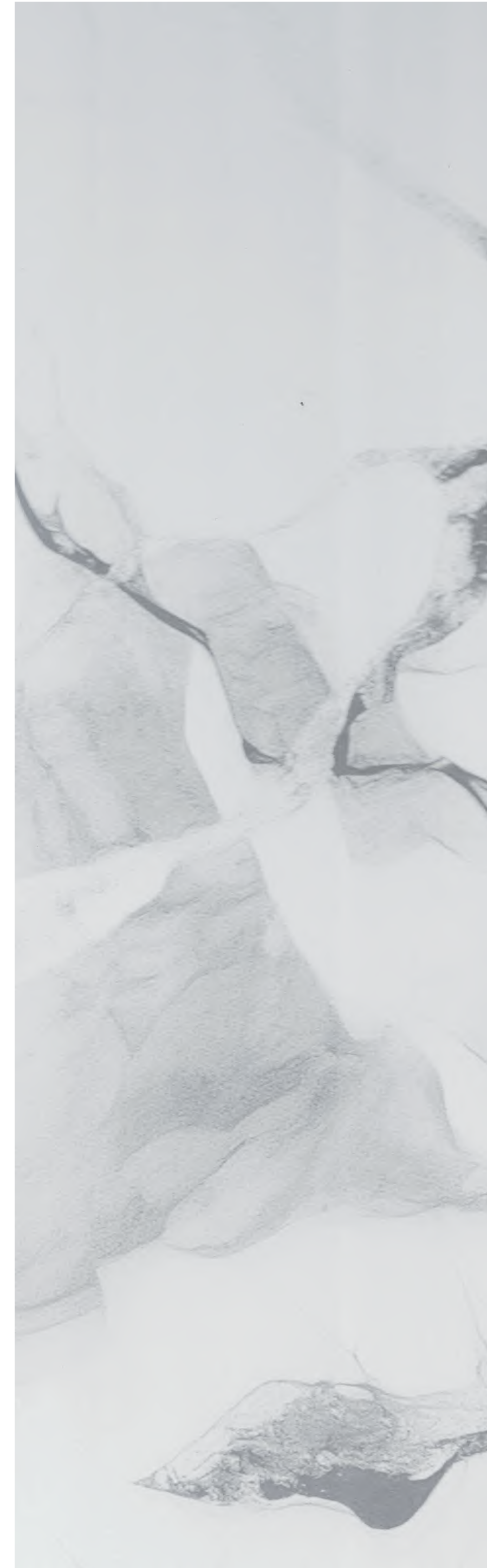
PS | 6141




PS | 6153



PS | 6146




PS | 6161




PS | 6162






KS | 6149



KS | 6150



KS | 6152



KS | 6159



VW | 6164



HW HEXA WENGE


- EASY TO CLEAN
- ANTI BACTERIAL
- CLIMATE STABILITY
- DIMENSIONAL STABILITY



HW | 6177




HW | 6104



HW | 6133



EN ENIGMA NOIR



EN | 6177



EN | 6173





ZM ZINNIA MIST

Rivva[®]
LAMINATES



ZM | 6156



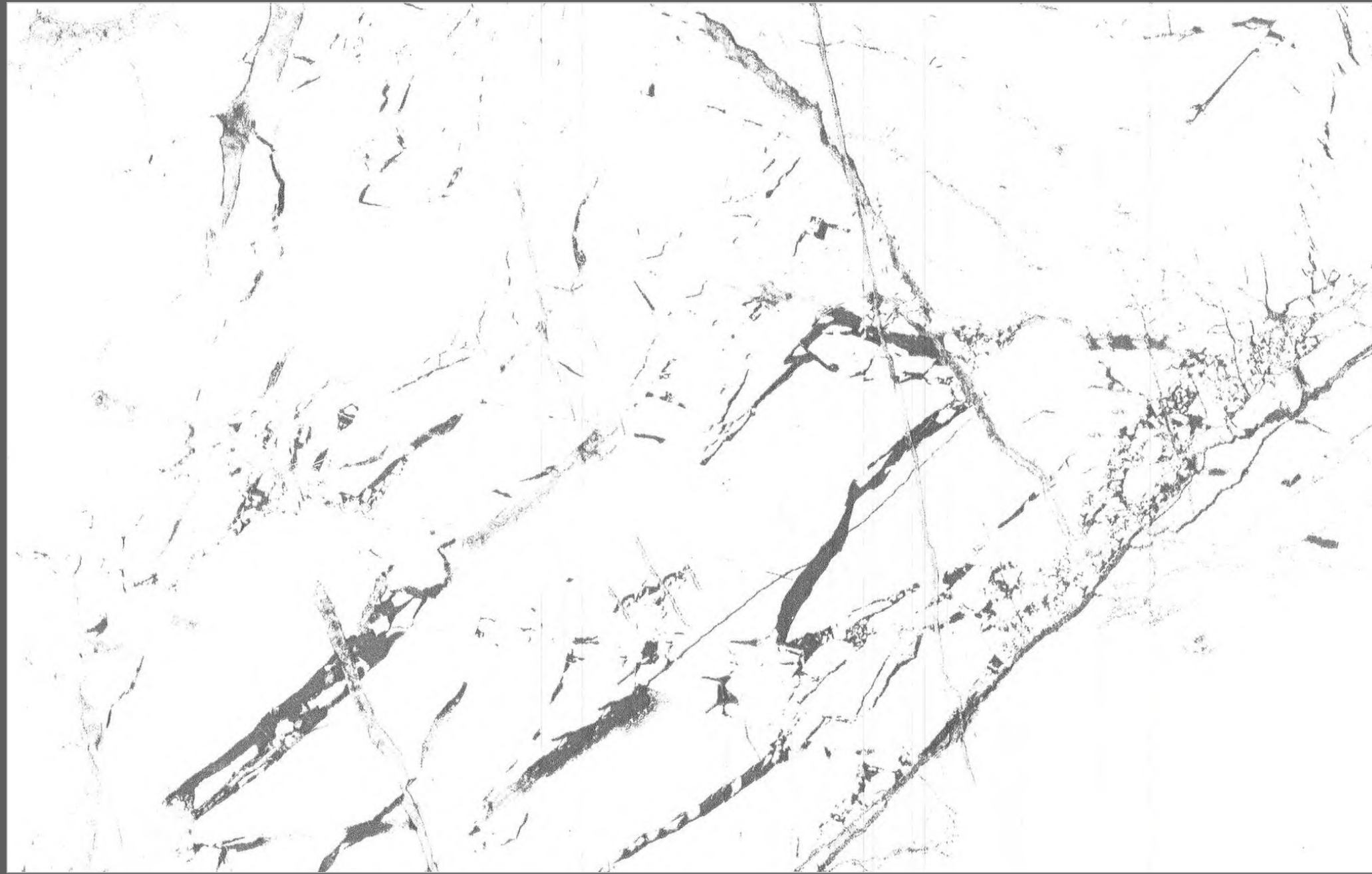
ZM | 6155



ENDURING BEAUTY
EFFORTLESS STYLE

Perfect blend of long-lasting beauty and easy maintenance for lifestyles.






ZM | 6159




ZM | 6158



ZM | 6161



ZM | 6164



ZM | 6162




AM ANTIQUE MEADOW




CR CLASSIC RIDGE




AM | 6175



CR | 6177



AM | 6177



CR | 6174





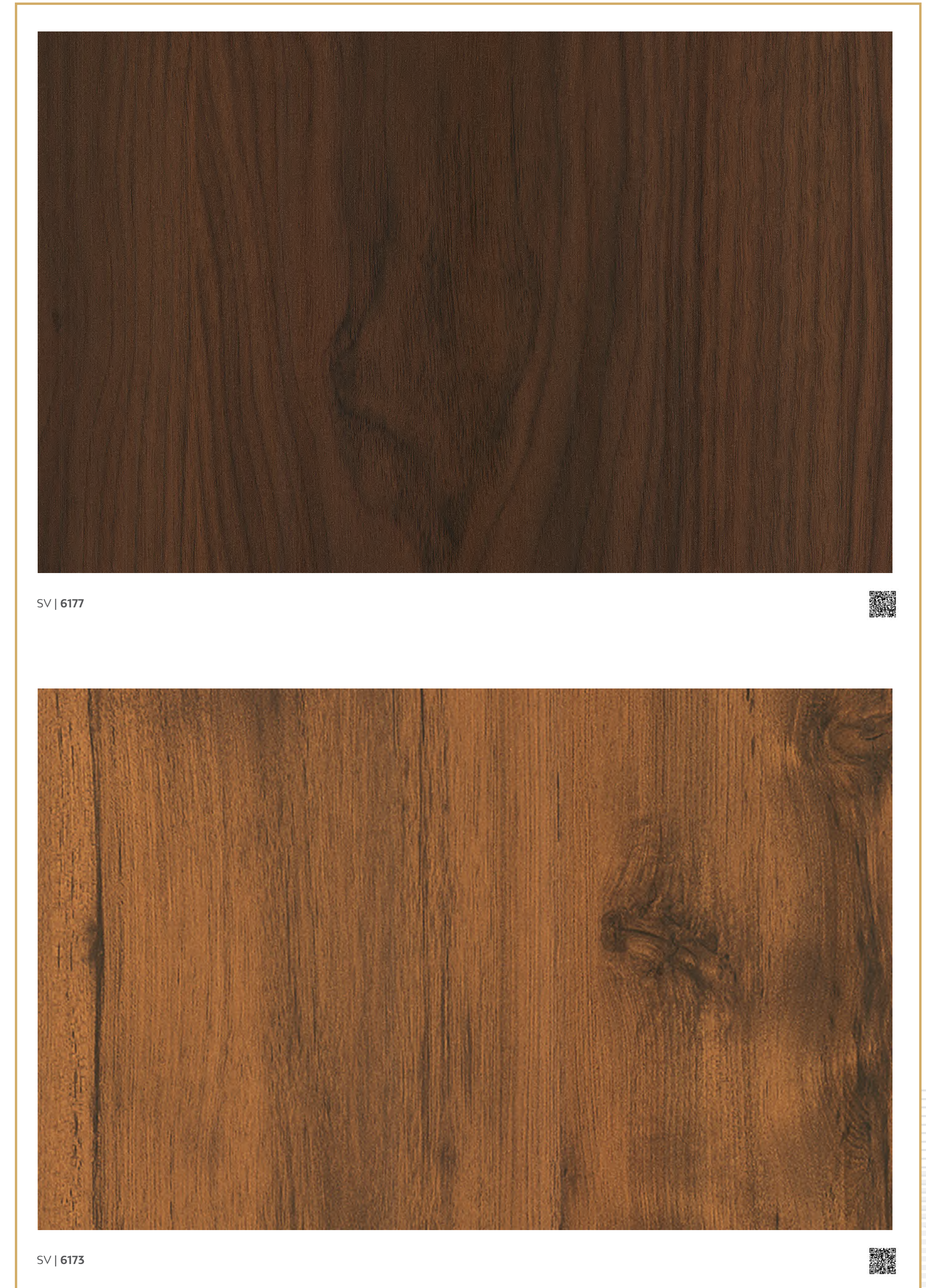
DESIGN-DEPTH-DURABILITY

All in one surface that transforms your space



SV | 6169

SV | 6170



SV | 6177

SV | 6173




SV | 6137



SV | 6138



SV | 6115



SV | 6110



SV | 6175




SV | 6171



TIMBERLINE

MINIMAL IN LOOK,
MAXIMAL IN IMPACT






ELEGANCE WOVEN IN WOODGRAIN

Our textures feel real because they are inspired by nature's finest



BS | 6117



BS | 6136



BS | 6177



BS | 6140



VG VERDANT GRAIN



NATURAL COLOR,
CLASSIC FORM



VG | 6132



VG | 6111



VG | 6123



VG | 6130



VG | 6171



VG | 6177





GW GRAIN WEAVE


Rivva[®]
LAMINATES



GW | 6104



GW | 6171



GW | 6174

100% PHENOLIC
IMPORTED PAPER

79
80



A CANVAS FOR
CREATIVE LIVING


Let your surfaces be the first brushstroke of your interior style



GW | 6121



GW | 6122



GW | 6138




GW | 6137



GW | 6103





MT | 6108



MT | 6119



MT | 6120



MT | 6143



MT | 6145



MT | 6146






SC | 6112



SC | 6106



SC | 6125



SC | 6126





RW | 6117



RW | 6109



OC | 6111



OC | 6101



OC | 6102





SF | 6169



SF | 6171



SF | 6170




SF | 6172



SF | 6173



SF | 6174



SF | 6177



SF | 6112



SF SUEDE FINISH

- EASY TO CLEAN
- ANTI BACTERIAL
- CLIMATE STABILITY
- DIMENSIONAL STABILITY

BEYOND THE LOOK,
BENEATH THE STRENGTH



SF | 6163



SF | 6175



SF | 6180



SF | 6176



SF | 6178



SF | 6101



SF | 6179



SF | 6102






SF | 6116



SF | 6130



SF | 6128




SF | 6115



SF | 6131



SF | 6129



SF | 6124



SF | 6123



SF | 6127



SF | 6125



SF | 6135



SF | 6111





SF | 6105



SF | 6103



SF | 6107



SF | 6106



SF | 6104



SF | 6136



REFINEMENT IN EVERY LAYER

More than looks—our laminates offer layered craftsmanship and meaning



SF | 6133



SF | 6117



SF | 6132



SF | 6110



